



# **DENAVE INDIA PRIVATE LIMITED**

**CIN: U85110DL1999PTC190362**

**CONSOLIDATED FINANCIAL STATEMENTS  
FOR THE YEAR ENDED  
MARCH 31, 2023**

## INDEPENDENT AUDITOR'S REPORT

To  
The Members  
Denave India Private Limited

### Report on the Audit of the Consolidated Financial Statements

#### Opinion

We have audited the consolidated financial statements of Denave India Private Limited (hereinafter referred to as the 'Holding Company') and its subsidiaries listed in Annexure I (Holding Company and its subsidiaries together referred to as "the Group"), which comprise the consolidated Balance Sheet as at March 31, 2023, the Statement of Consolidated Profit and Loss (including other comprehensive income), the Consolidated Statement of Changes in Equity and the Consolidated Statement of Cash Flows for the year then ended, and notes to the consolidated financial statements, including a summary of significant accounting policies and other explanatory information (hereinafter referred to as "the consolidated financial statements" or "the financial statements").

In our opinion and to the best of our information and according to the explanations given to us, the aforesaid consolidated financial statements give the information required by the Companies Act, 2013 ("the Act") in the manner so required and give a true and fair view in conformity with the accounting principles generally accepted in India of the consolidated state of affairs of the Group as at March 31, 2023, its consolidated profit including other comprehensive income, its consolidated changes in equity and its consolidated cash flows for the year then ended on that date.

#### Basis for Opinion


We conducted our audit in accordance with the Standards on Auditing (SAs) specified under section 143(10) of the Act. Our responsibilities under those Standards are further described in the Auditor's Responsibilities for the Audit of the Consolidated Financial Statements section of our report. We are independent of the Group in accordance with the ethical requirements that are relevant to our audit of the consolidated financial statements in India in terms of the Code of Ethics issued by ICAI and the relevant provisions of the Act, and we have fulfilled our other ethical responsibilities in accordance with these requirements. We believe that the audit evidence we have obtained is sufficient and appropriate to provide a basis for our opinion.

#### Other Information

The Holding Company's Board of Directors is responsible for the other information. The other information comprises the information included in the Board of Directors Report but does not include the consolidated financial statements and our auditor's report thereon. The Board of Directors Report is expected to be made available to us after the date of this auditor's report.

Our opinion on the consolidated financial statements does not cover the other information and we do not express any form of assurance conclusion thereon.

In connection with our audit of the consolidated financial statements, our responsibility is to read the other information identified above when it becomes available and, in doing so, consider whether the other information is materially inconsistent with the financial statements or our knowledge obtained in the audit, or otherwise appears to be materially misstated.



When we read the Board of Directors Report, if we conclude that there is a material misstatement therein, we are required to communicate the matter to the Management and describe actions applicable in the applicable laws and regulations.

### **Responsibilities of Management and Those Charged with Governance for the Consolidated Financial Statements**

The Holding Company's Board of Directors is responsible for the preparation and presentation of these consolidated financial statements in term of the requirements of the Companies Act, 2013 that give a true and fair view of the consolidated financial position, consolidated financial performance including other comprehensive income, consolidated changes in equity and consolidated cash flows of the Group in accordance with the accounting principles generally accepted in India, including the Indian Accounting Standards specified under section 133 of the Act, read with relevant rules issued thereunder and the aforesaid consolidated financial statements give the information required by the Act.

The respective Board of Directors of the companies included in the Group are responsible for maintenance of adequate accounting records in accordance with the provisions of the Act for safeguarding the assets of the Group and for preventing and detecting frauds and other irregularities; selection, appropriate implementation, application and maintenance of accounting policies; making judgments and estimates that are reasonable and prudent; and design, implementation and maintenance of adequate internal financial controls, that were operating effectively for ensuring the accuracy and completeness of the accounting records, relevant to the preparation and presentation of the consolidated financial statements that give a true and fair view and are free from material misstatement, whether due to fraud or error.

In preparing the consolidated financial statements, the respective Board of Directors of the companies included in the Group are responsible for assessing the ability of the Group to continue as a going concern, disclosing, as applicable, matters related to going concern and using the going concern basis of accounting unless the Board of Directors either intends to liquidate the Group or to cease operations, or has no realistic alternative but to do so.

The respective Board of Directors of the companies included in the Group are responsible for overseeing the financial reporting process of the Group.

### **Auditor's Responsibilities for the Audit of the Consolidated Financial Statements**

Our objectives are to obtain reasonable assurance about whether the consolidated financial statements as a whole are free from material misstatement, whether due to fraud or error, and to issue an auditor's report that includes our opinion. Reasonable assurance is a high level of assurance but is not a guarantee that an audit conducted in accordance with SAs will always detect a material misstatement when it exists. Misstatements can arise from fraud or error and are considered material if, individually or in the aggregate, they could reasonably be expected to influence the economic decisions of users taken on the basis of these consolidated financial statements.

As part of an audit in accordance with SAs, we exercise professional judgment and maintain professional skepticism throughout the audit. We also:

- Identify and assess the risks of material misstatement of the consolidated financial statements, whether due to fraud or error, design and perform audit procedures responsive to those risks, and obtain audit evidence that is sufficient and appropriate to provide a basis for our opinion. The risk of not detecting a material misstatement resulting from fraud is higher than for one resulting from



## Chartered Accountants


error, as fraud may involve collusion, forgery, intentional omissions, misrepresentations, or the override of internal control.

- Obtain an understanding of internal controls relevant to the audit in order to design audit procedures that are appropriate in the circumstances. Under section 143(3)(i) of the Act, we are also responsible for expressing our opinion on whether the company has adequate internal financial controls with reference to financial statements in place and the operating effectiveness of such controls.
- Evaluate the appropriateness of accounting policies used and the reasonableness of accounting estimates and related disclosures made by management.
- Conclude on the appropriateness of management's use of the going concern basis of accounting and, based on the audit evidence obtained, whether a material uncertainty exists related to events or conditions that may cast significant doubt on the ability of the Group to continue as a going concern. If we conclude that a material uncertainty exists, we are required to draw attention in our auditor's report to the related disclosures in the consolidated financial statements or, if such disclosures are inadequate, to modify our opinion. Our conclusions are based on the audit evidence obtained up to the date of our auditor's report. However, future events or conditions may cause the Group to cease to continue as a going concern.
- Evaluate the overall presentation, structure and content of the consolidated financial statements, including the disclosures, and whether the consolidated financial statements represent the underlying transactions and events in a manner that achieves fair presentation.
- Obtain sufficient appropriate audit evidence regarding the financial information of the entities or business activities within the Group to express an opinion on the consolidated financial statements. We are responsible for the direction, supervision and performance of the audit of the financial statements of such entities included in the consolidated financial statements of which we are the independent auditors. For the other entities included in the consolidated financial statements, which have been audited by other auditors, such other auditors remain responsible for the direction, supervision and performance of the audits carried out by them. We remain solely responsible for our audit opinion.

Materiality is the magnitude of misstatements in the consolidated financial statements that, individually or in aggregate, makes it probable that the economic decisions of a reasonably knowledgeable user of the consolidated financial statements may be influenced. We consider quantitative materiality and qualitative factors in (i) planning the scope of our audit work and in evaluating the results of our work; and (ii) to evaluate the effect of any identified misstatements in the consolidated financial statements.

We communicate with those charged with governance of the Holding Company and such other entities included in the consolidated financial statements of which we are the independent auditors regarding, among other matters, the planned scope and timing of the audit and significant audit findings, including any significant deficiencies in internal control that we identify during our audit.

We also provide those charged with governance with a statement that we have complied with relevant ethical requirements regarding independence, and to communicate with them all relationships and other matters that may reasonably be thought to bear on our independence, and where applicable, related safeguards.



### Other Matter


- a) We did not audit the financial statements of the Holding Company's four foreign subsidiaries whose financial statements reflect total assets of ₹522.03 millions (before consolidation adjustments) as at March 31, 2023, total revenues (including other income) of ₹1729.41 millions (before consolidation adjustments) and net cash flows amounting to ₹ 144.10 millions for the year ended on that date, as considered in the consolidated financial statements. These financial statements have been audited by other auditors whose reports have been furnished to us by the Management and our opinion on the consolidated financial statements, in so far as it relates to the amounts and disclosures included in respect of those foreign subsidiaries are based solely on the reports of the other auditors and additional procedures performed by us.
- b) We did not audit the financial statements of the Holding Company's one foreign subsidiary whose financial statements reflect total assets of ₹0.30 millions (before consolidation adjustments) as at March 31, 2023, total revenues (including other income) of ₹Nil (before consolidation adjustments) and net cashflows amounting to ₹Nil for the year ended on that date, as considered in the consolidated financial statements. These financial statements are unaudited and have been furnished to us by the Management and our opinion on the consolidated financial statements, in so far as it relates to the amounts and disclosures included in respect of the foreign subsidiary are based solely on the unaudited financial statements, information and explanations provided by the Management and additional procedures performed by us. In our opinion and according to the information and explanations given to us by the Management, this financial statements/ financial information are not material to the Group.

All the subsidiaries are located outside India whose financial statements and other financial information have been prepared in accordance with accounting principles generally accepted in their respective countries. The subsidiaries mentioned in para (a) above have been audited by other auditors under generally accepted auditing standards applicable in their respective countries. The Holding Company's management has converted the financial statements of such subsidiaries located outside India from accounting principles generally accepted in their respective countries to accounting principles generally accepted in India. We have audited these conversion adjustments made by the Holding Company's management. Our opinion in so far as it relates to the balances and affairs of such subsidiaries located outside India is based on the report of other auditors and based on the information and explanations provided by the Management and the conversion adjustments prepared by the management of the Holding Company and audited by us.

Our opinion on the consolidated financial statements, and our report on Other Legal and Regulatory Requirements below, is not modified in respect of the above matters with respect to our reliance on the work done and the reports of the other auditors and the financial statements and other financial information certified by the Management.

### Report on Other Legal and Regulatory Requirements

1. With respect to the matters specified in paragraphs 3(xxi) and 4 of the Companies (Auditor's Report) Order, 2020 (the "Order"/"CARO") issued by the Central Government in terms of sub-section (11) of section 143 of the Act, to be included in the Auditor's report, according to the information and explanations given to us, and based on the CARO report issued by us as per our audit report on the standalone financial statements of the Holding Company, we report that there are no qualifications or adverse remarks in this report except for certain matters requiring improvement. In respect of foreign subsidiaries included in the consolidated financial statements of the Company, reporting of clauses of CARO is not applicable to such foreign subsidiaries.



## Chartered Accountants

2. As required by Section 143(3) of the Act, based on our audit and on the consideration of report of the other auditors and on the information and explanations provided by the Management on the separate financial statements as referred above and the other financial information of subsidiaries, as noted in the 'Other Matter' paragraph we report, to the extent applicable, that
- (a) We/ other auditors have sought and obtained all the information and explanations which to the best of our knowledge and belief were necessary for the purposes of our audit of the aforesaid consolidated financial statements.
  - (b) In our opinion, proper books of account as required by law relating to preparation of the aforesaid consolidated financial statements have been kept so far as it appears from our examination of those books and the reports of the other auditors.
  - (c) The Consolidated Balance Sheet, the Consolidated Statement of Profit and Loss including other comprehensive income, the Consolidated Statement of Changes in Equity and the Consolidated Statement of Cash Flows dealt with by this Report are in agreement with the relevant books of account maintained for the purpose of preparation of the consolidated financial statements.
  - (d) In our opinion, the aforesaid consolidated financial statements comply with the Accounting Standards specified under Section 133 of the Act read with relevant rules issued thereunder.
  - (e) On the basis of the written representations received from the directors of the Holding Company as on March 31, 2023 taken on record by the Board of Directors of the Holding Company, none of the directors of the Holding company is disqualified as on March 31, 2023 from being appointed as a director in terms of Section 164(2) of the Act.
  - (f) With respect to the adequacy of the internal financial controls with reference to financial statements of the Group and the operating effectiveness of such controls, refer to our separate Report in **Annexure A**. Our report expresses an unmodified opinion on the adequacy and operating effectiveness of the Holding Company's internal financial controls with reference to financial statements;
3. With respect to the matter to be included in the Auditor's Report under Section 197(16) of the Act, according to the information and explanations provided to us and based on the audit procedures performed by us, the remuneration paid by the holding company to its whole-time director during the year ended March 31, 2023 is in accordance with the provisions of Section 197 of the Act and is not in excess of the limits laid down under Section 197 of the Act.
4. With respect to the other matters to be included in the Auditor's Report in accordance with Rule 11 of the Companies (Audit and Auditors) Rules, 2014, in our opinion and to the best of our information and according to the explanations given to us:
- (a) The Company has disclosed the impact of pending litigations as at March 31, 2023 on its financial position in its consolidated financial statements – Refer Note 34 of the consolidated financial statements.
  - (b) Provision has been made in the consolidated financial statements, as required under the applicable law or accounting standards, for material foreseeable losses, if any, on long-term contracts;



## Chartered Accountants

- (c) There are no amounts which were required to be transferred to the Investor Education and Protection Fund by the Holding Company.
- (d) (i) As disclosed in Note No.44(a) of the consolidated financial statements, the Managements of the holding company and its subsidiaries have represented that, to the best of their knowledge and belief, no funds (which are material either individually or in the aggregate) have been advanced or loaned or invested (either from borrowed funds or share premium or any other sources or kind of funds) by the holding company or any of its subsidiaries to or in any other persons or entity(ies), including foreign entities ("Intermediaries"), with the understanding, recorded in writing or otherwise, that the Intermediary shall, directly or indirectly lend or invest in other persons or entities identified in any manner whatsoever by or on behalf of the holding company or any of its subsidiaries ("Ultimate Beneficiaries") or provide any guarantee, security or the like on behalf of the Ultimate Beneficiaries;
- (ii) As disclosed in Note No.44(b) of the consolidated financial statements, the Managements of the holding company and its subsidiaries have represented, that, to the best of their knowledge and belief, no funds (which are material either individually or in the aggregate) have been received by the holding company or any of its subsidiaries from any person or entity, including foreign entity ("Funding Parties"), with the understanding, recorded in writing or otherwise, that the holding company or any of its subsidiaries shall, directly or indirectly, lend or invest in other persons or entities identified in any manner whatsoever by or on behalf of the Funding Party ("Ultimate Beneficiaries") or provide any guarantee, security or the like on behalf of the Ultimate Beneficiaries.
- (iii) Based on the audit procedures that have been considered reasonable and appropriate in the circumstances, nothing has come to our notice that has caused us to believe that the representations under sub-clause (i) and (ii) of Rule 11(e), as provided under d(i) and d(ii) above, contain any material misstatement;
- (e) The Holding Company has not declared or paid any dividend during the year. Hence provisions of section 123 of the Act is not applicable.
- (f) As proviso to rule 3(1) of the Companies (Accounts) Rules, 2014 is applicable for the holding company only w.e.f. April 1, 2023, reporting under Rule 11(g) of the Companies (Audit and Auditors) Rules, 2014 is not applicable.

For VARMA & VARMA  
Chartered Accountants  
FRN 004532S




**MITHUN LAKSHMANA PAI**  
Partner

M No. 219813

ICAI UDIN – 23219813BGVBZZ8921

Place: Bengaluru  
Date : July 06, 2023



## ANNEXURE A TO THE INDEPENDENT AUDITOR'S REPORT

ANNEXURE REFERRED TO IN PARAGRAPH (2) CLAUSE (f) UNDER THE HEADING "REPORT ON OTHER LEGAL AND REGULATORY REQUIREMENTS" OF OUR INDEPENDENT AUDITORS REPORT OF EVEN DATE ON THE CONSOLIDATED FINANCIAL STATEMENTS OF DENAVE INDIA PRIVATE LIMITED FOR THE YEAR ENDED MARCH 31, 2023.

We have audited the internal financial controls with reference to financial statements of Denave India Private Limited (hereinafter referred to as "the Holding Company") as of March 31, 2023 in conjunction with our audit of the consolidated financial statements of the Company for the year ended on that date. All the subsidiaries of the Holding Company are incorporated outside India and hence the reporting on the internal financial controls on the financial statements is not applicable to them.

### Management's Responsibility for Internal Financial Controls


The management of the Holding company is responsible for establishing and maintaining internal financial controls based on the internal controls with reference to financial statements reporting criteria established by the holding company considering the essential components of internal control stated in the Guidance Note on Audit of Internal Financial Controls Over Financial Reporting issued by the Institute of Chartered Accountants of India (ICAI). These responsibilities include the design, implementation and maintenance of adequate internal financial controls that were operating effectively for ensuring the orderly and efficient conduct of its business, including adherence to the holding company's policies, the safeguarding of its assets, the prevention and detection of frauds and errors, the accuracy and completeness of the accounting records, and the timely preparation of reliable financial information, as required under the Act.

### Auditor's Responsibility

Our responsibility is to express an opinion on the Holding Company's internal financial controls with reference to financial statements based on our audit. We conducted our audit in accordance with the Guidance Note on Audit of Internal Financial Controls Over Financial Reporting (the "Guidance Note") issued by the ICAI and the Standards on Auditing issued by ICAI and deemed to be prescribed under section 143(10) of the Act, to the extent applicable to an audit of internal financial controls. Those Standards and the Guidance Note require that we comply with ethical requirements and plan and perform the audit to obtain reasonable assurance about whether adequate internal financial controls over financial reporting was established and maintained and if such controls operated effectively in all material respects.

Our audit involves performing procedures to obtain audit evidence about the adequacy of the internal financial controls system with reference to financial statements and their operating effectiveness. Our audit of internal financial controls with reference to financial statements included obtaining an understanding of internal financial controls with reference to financial statements, assessing the risk that a material weakness exists, and testing and evaluating the design and operating effectiveness of internal control based on the assessed risk. The procedures selected depend on the auditor's judgement, including the assessment of the risks of material misstatement of the financial statements, whether due to fraud or error.

We believe that the audit evidence we have obtained is sufficient and appropriate to provide a basis for our audit opinion on the Holding Company's internal financial controls system with reference to financial statements.





## Chartered Accountants

### Meaning of Internal Financial Controls Over Financial Statements Reporting

A company's internal financial control over financial statements reporting is a process designed to provide reasonable assurance regarding the reliability of financial statements reporting and the preparation of financial statements for external purposes in accordance with generally accepted accounting principles. A company's internal financial control over financial statements reporting includes those policies and procedures that

1. pertain to the maintenance of records that, in reasonable detail, accurately and fairly reflect the transactions and dispositions of the assets of the company;
2. provide reasonable assurance that transactions are recorded as necessary to permit preparation of financial statements in accordance with generally accepted accounting principles, and that receipts and expenditures of the company are being made only in accordance with authorisations of management and directors of the company; and
3. provide reasonable assurance regarding prevention or timely detection of unauthorised acquisition, use, or disposition of the company's assets that could have a material effect on the financial statements.

### Inherent Limitations of Internal Financial Controls with Reference to Financial Statements

Because of the inherent limitations of internal financial controls with reference to financial statements, including the possibility of collusion or improper management override of controls, material misstatements due to error or fraud may occur and not be detected. Also, projections of any evaluation of the internal financial controls with reference to financial statements to future periods are subject to the risk that the internal financial control with reference to financial statements may become inadequate because of changes in conditions, or that the degree of compliance with the policies or procedures may deteriorate.

### Opinion

In our opinion, as mentioned in Note 43 of the consolidated financial statements, the Holding Company, has, in all material respects, adequate internal financial controls with reference to financial statements and such internal financial controls with reference to financial statements were operating effectively as at March 31, 2023, based on the internal control with reference to financial statements criteria established by the holding company considering the essential components of internal control stated in the Guidance Note on Audit of Internal Financial Controls Over Financial Reporting issued by the Institute of Chartered Accountants of India.

For VARMA & VARMA  
Chartered Accountants  
FRN 004532S




MITHUN LAKSHMANA PAI  
Partner

M No. 219813

ICAI UDIN – 23219813BGVBZZ8921

Place: Bengaluru  
Date : July 06, 2023




# Varma & Varma

Chartered Accountants

Annexure-I

List of entities included in the Consolidated financial statements for the year ended March 31, 2023:

Denave (M) SDN.BHD, Malaysia	Wholly owned subsidiary
Denave Pte Ltd, Singapore	Entity under control
Denave Europe Limited, UK	Wholly Owned Subsidiary
Denave Poland Sp. Z.o.o.	Wholly Owned Subsidiary
Denave SG Pte Ltd, Singapore	Wholly Owned Subsidiary



DENAVE INDIA PRIVATE LIMITED  
CIN - U85110DL1999PTC190362  
CONSOLIDATED BALANCE SHEET AS AT MARCH 31, 2023  
(All amounts are in Millions of Indian Rupees unless otherwise stated)

Particulars	Note No.	As at	
		March 31, 2023	March 31, 2022
<b>I ASSETS</b>			
<b>1 Non-current Assets</b>			
<b>Property, Plant and Equipment and intangible assets</b>			
(i) Property, Plant and Equipment	2	38.33	21.51
(ii) Other intangible assets	3	1.53	-
(iii) Right - of- use assets	4	17.81	27.98
<b>Financial Assets</b>			
(i) Loans	5	0.66	1.58
(ii) Other financial assets	6	15.39	34.40
Deferred tax assets (Net)	7	48.75	31.47
Income Tax Assets (Net)	8	46.44	54.19
Other Non-Current Assets	9	0.03	0.10
<b>Total Non-current Assets</b>		<b>168.94</b>	<b>171.23</b>
<b>2 Current Assets</b>			
<b>Financial Assets</b>			
(i) Trade receivables	10	361.27	304.94
(ii) Cash and cash equivalents	11	339.24	252.41
(iii) Bank balances other than (ii) above	12	142.61	-
(iv) Loans	13	3.24	1.29
(v) Other Financial Assets	14	316.17	228.56
<b>Other current assets</b>	15	<b>16.89</b>	<b>16.00</b>
<b>Total Current Assets</b>		<b>1,179.41</b>	<b>803.20</b>
<b>TOTAL ASSETS</b>		<b>1,348.35</b>	<b>974.43</b>
<b>II EQUITY AND LIABILITIES</b>			
<b>EQUITY</b>			
Equity Share Capital	16	17.88	17.88
Other Equity	17	805.88	508.51
<b>Total Equity</b>		<b>823.76</b>	<b>526.39</b>
<b>LIABILITIES</b>			
<b>1 Non-current Liabilities</b>			
<b>Financial Liabilities</b>			
(i) Lease Liabilities		8.03	17.57
<b>Provisions</b>	18	<b>37.78</b>	<b>29.28</b>
<b>Total Non-current Liabilities</b>		<b>45.81</b>	<b>46.85</b>
<b>2 Current Liabilities</b>			
<b>Financial Liabilities</b>			
(i) Borrowings	19	-	-
(ii) Lease Liabilities		9.84	8.95
(iii) Trade Payables	20		
(A) Total outstanding dues of micro enterprises and small enterprises		50.84	13.48
(B) Total outstanding dues of other than micro enterprises and small enterprises		98.62	67.73
(iv) Other financial liabilities	21	195.66	213.69
<b>Other current liabilities</b>	22	<b>73.56</b>	<b>75.68</b>
<b>Provisions</b>	23	<b>50.26</b>	<b>24.39</b>
<b>Total Current Liabilities</b>		<b>478.78</b>	<b>403.89</b>
<b>TOTAL EQUITY AND LIABILITIES</b>		<b>1,348.35</b>	<b>974.43</b>

Significant Accounting Policies  
Other Notes to financial statements

I  
2-48

As per our separate report of even date attached  
For VARMA & VARMA  
Chartered Accountants  
ERN 0045325

For and on behalf of Board

  
SNEILASHISH BHATTACHARJEE  
Whole-time Director  
DIN: 00188866


  
RAMASWAMY NARAYAN  
Director  
DIN: 00304905

  
MITHUN LAKSHMANA PAI  
Partner  
M.No 219813

Place : Noida  
Date : June 10, 2023

Place: Noida  
Date : June 16, 2023

Place : Bangalore  
Date : July 6, 2023



DENAVE INDIA PRIVATE LIMITED

CIN - U85110DL1999PTC190362

CONSOLIDATED STATEMENT OF PROFIT AND LOSS FOR THE YEAR ENDED MARCH 31, 2023

(All amounts are in Millions of Indian Rupees unless otherwise stated)

Particulars	Note No.	For the year ended March 31, 2023	For the year ended March 31, 2022
I Revenue from Operations	24	3,642.25	2,648.69
II Other Income	25	7.41	15.29
<b>III Total Income (I+II)</b>		<b>3,649.66</b>	<b>2,663.89</b>
IV Expenses			
Cost of Services	26	2,657.80	1,954.54
Employee Benefits Expense	27	453.61	396.11
Finance Costs	28	2.80	3.63
Depreciation and Amortisation Expenses	29	25.04	26.76
Other Expenses	30	202.36	145.24
<b>Total Expenses (IV)</b>		<b>3,341.61</b>	<b>2,526.30</b>
<b>V Profit before tax (III-IV)</b>		<b>308.05</b>	<b>137.59</b>
VI Less: Tax expense			
a. Current Tax		53.41	23.96
b. Tax relating to prior years		(2.61)	(0.06)
c. Deferred Tax (includes MAT credit adjustment)		(15.28)	2.25
<b>VII Profit for the year (V-VI)</b>		<b>272.53</b>	<b>111.44</b>
VIII Other Comprehensive Income			
A.Items that will not be reclassified to profit or loss and its related income tax effects			
i) Re-measurement gains/(losses) on defined benefit plans		(7.96)	(10.32)
ii) Income Tax effect		2.00	2.90
		<b>(5.96)</b>	<b>(7.42)</b>
B.Items that will be reclassified to profit or loss and its related income tax effects		-	-
<b>IX Total Comprehensive income for the year (VII+VIII)</b>		<b>266.57</b>	<b>104.02</b>
X Earnings per equity share			
Nominal value of share ₹1/- (PY: ₹1/-)			
a. Basic		15.26	6.23
b. Diluted		14.57	6.13

Significant Accounting Policies

1

Other Notes to financial statements

2-48

For and on behalf of Board

*Snehashish Bhattacharjee*

SNEHASHISH BHATTACHARJEE  
Whole-time Director  
DIN: 00188864

Place : Noida  
Date : June 16, 2023

*Ramaswamy Narayan*

RAMASWAMY NARAYAN  
Director  
DIN: 00304905


Place: Noida  
Date : June 16, 2023

As per our separate report of even date attached  
For VARMA & VARMA  
Chartered Accountants  
FRN 004532S

*Mithun Lakshmana Pai*

MITHUN LAKSHMANA PAI  
Partner  
M.No.219813

Place : Bengaluru  
Date : July 6, 2023



DENAVE INDIA PRIVATE LIMITED  
 CIN - U85110DL1999PTC190362  
 CONSOLIDATED STATEMENT OF CHANGES IN EQUITY FOR THE YEAR ENDED MARCH 31, 2023  
 (All amounts are in Millions of Indian Rupees unless otherwise stated)

A. Equity Share Capital  
 Equity shares of ₹ 1/- each issued, subscribed and fully paid

Particulars	Number of shares	Amount
As at April 01, 2021	1,73,73,741	17.37
Changes in Equity share capital during the year	5,02,617	0.49
As at March 31, 2022	1,78,76,358	17.88
Changes in Equity share capital during the year	-	-
As at March 31, 2023	1,78,76,358	17.88

B. Other Equity

Particulars	Reserves and surpluses					Other comprehensive income	Total amount
	General Reserve	Employee Stock options reserve	Retained Earnings	Capital Contribution to Parent	Foreign Currency Translation Reserve	Other Items of Other Comprehensive Income (Remeasurement of defined benefit plans)	
As at April 1, 2021	7.22	18.08	361.17	-	3.42	(4.43)	385.45
Add: Profit for the year	-	-	111.44	-	-	-	111.44
Stock Options exercised during the year	-	(8.20)	8.20	-	-	-	-
Other comprehensive income	-	-	-	-	-	(7.42)	(7.43)
Stock Options accumulated during the year	-	12.96	-	-	-	-	12.96
Foreign Currency Translation Reserve	-	-	-	-	3.07	-	3.08
As at March 31, 2022	7.22	22.84	480.80	-	6.49	(11.85)	505.50
Add: Profit for the year	-	-	272.53	-	-	-	272.53
Stock Options exercised during the year	-	-	-	-	-	-	-
Other comprehensive income	-	-	-	-	-	(5.96)	(5.96)
Stock Options accumulated during the year	-	18.76	-	(3.16)	-	-	15.60
Stock Options cost payable to holding company	-	-	-	3.16	-	-	-
Foreign Currency Translation Reserve	-	-	-	-	15.05	-	15.05
As at March 31, 2023	7.22	41.60	753.33	-	21.54	(17.81)	802.72

Significant Accounting Policies  
 Other Notes to financial statements

1  
 2-48

For and on behalf of Board

*Snehashish Bhattacharjee*

SNEHASHISH BHATTACHARJEE  
 Whole-time Director  
 DIN: 00188864

Place : Noida  
 Date : June 16, 2023

*Ramaswamy Narayan*


RAMASWAMY NARAYAN  
 Director  
 DIN: 00304905

Place: Noida  
 Date : June 16, 2023

As per our separate report of even date attached  
 For VARMA & VARMA  
 Chartered Accountants  
 FRN 004532S


*Mithun Lakshmana Pai*  
 MITHUN LAKSHMANA PAI  
 Partner  
 M.No.219813

Place : Bangalore  
 Date : July 6, 2023



DENAVE INDIA PRIVATE LIMITED  
CIN - U85110DL1999PTC190362  
CONSOLIDATED STATEMENT CASH FLOWS FOR THE YEAR ENDED MARCH 31, 2023  
(All amounts are in Millions of Indian Rupees unless otherwise stated)

Particulars	For the year ended March 31, 2023	For the year ended March 31, 2022
<b>A. CASH FLOWS FROM OPERATING ACTIVITIES:</b>		
Profit before tax as per the Statement of profit and loss	308.05	137.59
Adjustment for:		
Depreciation and amortisation expense	25.04	26.76
Interest on Income Tax refund	(2.26)	-
Interest income on others	(3.69)	(1.52)
Interest income on unwinding of discount - financial assets measured at amortized cost	(0.86)	(0.78)
Interest and finance charges on Employee loans under Ind AS 109	0.31	0.21
Interest and finance charges on lease liabilities under Ind AS 116	2.22	1.25
Provision for doubtful receivables & deposits	6.69	(2.02)
Bad debts written off	-	-
Re-measurement gains (losses) on Defined Benefit Plans	(7.96)	(10.32)
Employee Stock option expense	18.76	12.96
Foreign currency translation reserve	15.05	3.07
Unrealised exchange rate fluctuation	(2.55)	(4.32)
Interest expense	0.08	2.02
<b>Operating profit before working capital changes</b>	<b>358.88</b>	<b>164.89</b>
<i>Movements in working capital</i>		
(Increase)/ Decrease in Trade receivables	(63.64)	(18.82)
(Increase)/ Decrease in Loans and advances (Long term)	0.92	(1.58)
(Increase)/ Decrease in Loans and advances (short term)	(1.63)	(1.29)
(Increase)/ Decrease in financial assets	(91.81)	1.80
(Increase)/ Decrease in Other Current assets	(0.89)	(68.49)
(Increase)/ Decrease in Other Non Current assets	0.07	(0.10)
Increase/ (Decrease) in Trade payables	71.81	8.18
Increase/ (Decrease) in financial liabilities	(18.34)	45.25
Increase/ (Decrease) in other current liabilities	(2.12)	13.11
Increase/ (Decrease) in provisions	34.38	16.80
<b>Cash generated from operations</b>	<b>287.64</b>	<b>159.75</b>
Income taxes (paid)/refund (including interest)	(40.79)	(33.63)
<b>Net cash from/(used in) operating activities</b>	<b>246.85</b>	<b>126.12</b>
<b>B. CASH FLOWS FROM INVESTING ACTIVITIES:</b>		
Purchase of property, plant and equipment including capital work in progress	(33.23)	(24.27)
Investment in Fixed Deposits (net movement)	(119.61)	-
Interest received	4.47	0.14
<b>Net cash from/(used in) investing activities</b>	<b>(148.37)</b>	<b>(24.12)</b>
<b>C. CASH FLOWS FROM FINANCING ACTIVITIES</b>		
Payment of lease liabilities	(11.15)	(12.06)
Proceeds received from exercise of ESOPs	-	0.50
Interest paid	(0.08)	(2.02)
<b>Net cash used in financing activities</b>	<b>(11.23)</b>	<b>(13.58)</b>



DENAVE INDIA PRIVATE LIMITED  
 CIN - U85110DL1999PTC190362  
 CONSOLIDATED STATEMENT CASH FLOWS FOR THE YEAR ENDED MARCH 31, 2023  
 (All amounts are in Millions of Indian Rupees unless otherwise stated)


Particulars	For the year ended March 31, 2023	For the year ended March 31, 2022
Net increase/ decrease in cash and cash equivalents during the year before effect of foreign exchange fluctuation	87.25	88.43
Effect of Exchange rate changes on cash and cash equivalents	(0.37)	0.76
Net increase/(decrease) in cash and cash equivalents	86.88	89.19
Cash and cash equivalents at beginning of the year	252.41	163.22
Cash and cash equivalents at end of the year	339.29	252.41
<b>1 Cash &amp; cash equivalents at the end of the year*</b>		
* Comprises		
Balances with banks		
- in current accounts	235.42	201.51
- In fixed deposits account	103.76	50.89
Cash on hand	0.06	0.02
Total	339.29	252.41

2 Figures in brackets indicate cash outflows.

Significant Accounting Policies  
 Other Notes to financial statements

1  
 2-48

For and on behalf of Board



SNEHASHISH BHATTACHARJEE  
 Whole-time Director  
 DIN: 00188864

Place : Noida  
 Date : June 16, 2023



RAMASWAMY NARAYAN  
 Director  
 DIN: 00304905


Place: Noida  
 Date : June 16, 2023

As per our separate report of even date attached  
 For VARMA & VARMA  
 Chartered Accountants  
 FRN 0045325



MITHUN LAKSHMANA PAI  
 Partner  
 M.No.219813

Place : Bengaluru  
 Date : July 6, 2023



## 1A. CORPORATE INFORMATION

Denave India Private Limited ("the Company" or "the Parent" or "the Holding Company") was incorporated on January 12, 1999. The Company is a private company domiciled in India and is incorporated under the provisions of the Companies Act applicable in India. The registered office of the company is located at No. 406A, Indraprastha Tower, 6, Commercial Complex, Wazirpur, New Delhi – 110052. The Parent and its subsidiaries are engaged mainly in the business of providing Sales Enablement & Other support and Staffing services.

The financial statements were authorised for issue in accordance with a resolutions of the directors on 16th June 2023.

## 1B. SIGNIFICANT ACCOUNTING POLICIES

### 1.1 Basis of accounting and preparation of consolidated financial statements

#### i. Compliance with Ind-AS

The consolidated financial statements of the Company are prepared in accordance with Indian Accounting Standards ('Ind AS') notified under Section 133 of the Companies Act, 2013 read together with Companies (Indian Accounting Standards) Rules, 2015 (as amended from time to time) and presentation requirements of Division II of Schedule III to the Companies Act, 2013 ("the Act"). The Company has voluntarily adopted Ind AS with effect from April 1, 2020.

The amounts included in these financial results are reported in Millions of Indian rupees (INR) except for shares and per share data, unless otherwise stated. Due to the rounding off, the numbers presented throughout the statement may not add up precisely to the totals and percentages may not precisely reflect the absolute figures. The sign "0" in these financial results indicate that the amounts involved are below rounding off norms adopted by the Company and the sign "-" indicates that the amount is "NIL".

The financial statements have been prepared on a historical cost basis, except for the following:

- a) Certain financial assets and liabilities measured at fair value as explained in the accounting policies;
- b) Equity settled Share Based Payments; and
- c) Long term leases as given in the accounting policies

Historical cost is generally based on the fair value of the consideration given in exchange for goods and services.

#### ii. Use of estimates, assumptions and judgements

The preparation of the standalone financial statements in conformity with Ind AS requires the management to make estimates, judgements and assumptions that affect the reported amounts of assets and liabilities, the disclosure of contingent assets and liabilities on the date of the standalone financial statements and the reported amounts of revenues and expenses for the year reported. Actual results could differ from those estimates. Estimates and underlying assumptions are reviewed on an ongoing basis. Revisions to accounting estimates are recognised in the year in which the estimates are revised and future periods are affected.

Key source of estimation of uncertainty as at the date of standalone financial statements, which may cause a material adjustment to the carrying amounts of assets and liabilities within the next financial year, is in respect of the following:

#### Impairment of financial assets


In accordance with Ind AS 109, the Company assesses impairment of financial assets ('Financial instruments') and recognises expected credit losses, which are measured through a loss allowance.

The Company provides for impairment of investment in subsidiaries. Impairment exists when there is a diminution in value of the investment and the recoverable value of such investment is lower than the carrying value of such investment.

The Company provides for impairment of trade receivables based on assumptions about risk of default and expected timing of collection. The Company uses judgement in making these assumptions and selecting inputs to the impairment calculation, based on the Company's past history, customer's creditworthiness, existing market conditions as well as forward looking estimates at the end of each reporting period.

#### Impairment of non-financial assets

Impairment exists when the carrying value of an asset or cash generating unit ("CGU") exceeds its recoverable amount, which is the higher of its fair value less costs of disposal and its value in use. The fair value less costs of disposal calculation is based on available data from binding sales transactions, conducted at arm's length, for similar assets or observable market prices less incremental costs for disposing of the asset. The value in use calculation is based on a discounted cash flow ("DCF") model. The cash flows are derived from the budget for future years and do not include restructuring activities that the Company is not yet committed to or significant future investments that will enhance the asset's performance of the CGU being tested. The recoverable amount is sensitive to the discount rate used for the DCF model as well as the expected future cash-inflows and the growth rate used for extrapolation purposes.





**Defined benefit plans**

The cost of the defined benefit gratuity plan and other post-employment benefit and the present value of the gratuity obligation is determined using actuarial valuation. An actuarial valuation involves making various assumptions that may differ from actual developments in the future. These include the determination of the discount rate, future salary increases and mortality rates. Due to the complexities involved in the valuation and its long-term nature, a defined benefit obligation is highly sensitive to changes in these assumptions. All assumptions are reviewed at each reporting date.

The parameter most subject to change is the discount rate. In determining the appropriate discount rate for plans operated in India, the management considers the interest rates of government bonds in currencies consistent with the currencies of the post-employment benefit obligation.

The mortality rate is based on publicly available mortality tables. These mortality tables tend to change only at interval in response to demographic changes. Future salary increases and gratuity increases are based on expected future inflation rates.

**Fair Value measurement of financial instruments**

When the fair values of financial assets and financial liabilities recorded in the balance sheet cannot be measured based on quoted prices in active markets, their fair value is measured using internal valuation techniques. The inputs to these models are taken from observable markets where possible, but where this is not feasible, a degree of judgement is required in establishing fair values. Judgements include considerations of inputs such as liquidity risk, credit risk and volatility. Changes in assumptions about these factors could affect the reported fair value of financial instruments.

**Taxes**

The Company's major tax jurisdictions is in India. Significant judgments are involved in determining the provision for income taxes and tax credits, including the amount expected to be paid or refunded.

Deferred tax assets are recognized for unused tax losses to the extent that it is probable that future taxable profit will be available against which the losses can be utilized. Significant management judgement is required to determine the amount of deferred tax assets that can be recognized, based upon the likely timing and the level of future taxable profits together with future tax planning strategies.

**Other estimates**

These include contingent liabilities, useful lives of tangible and intangible assets etc

**iii) Basis for consolidation**

The consolidated financial statements for the year ended March 31, 2023 comprise the financial statements of Denave India Private Limited and its subsidiaries and the jointly controlled entity mentioned below (collectively referred to as "the Group"). Following entities have been considered in the preparation of the consolidated financial statements

Name of the company	Country of incorporation	% of effective voting power held as at	
		March 31, 2023	March 31, 2022
<b>Subsidiary entities</b>			
Denave (M) SDN BHD	Malaysia	100%	100%
Denave Pte Ltd (ability to exercise control)	Singapore	100%	100%
Denave Europe Limited	United Kingdom	100%	100%
Denave SG Pte Ltd	Singapore	100%	0%
Denave Poland Sp. Z.o.o.	Poland	100%	100%


All the above subsidiaries are under the same management.

Control exists when the parent has:

- Power over the investee (i.e. existing rights that give it the current ability to direct the relevant activities of the investee)
- Exposure or rights, to variable returns from its involvement with the investee, and
- The ability to use its power over the investee to affect its returns.

The Group re-assesses whether or not it controls an investee if facts and circumstances indicate that there are changes to one or more of the three elements of control. Consolidation of a subsidiary begins when the Group obtains control over the subsidiary and ceases when the Group loses control of the subsidiary. Assets, liabilities, income and expenses of a subsidiary acquired or disposed off during the year are included in the consolidated financial statements from the date the Group gains control until the date the Group ceases to control the subsidiary.

Consolidated financial statements are prepared using uniform accounting policies for like transactions and other events in similar circumstances. If a member of the group uses accounting policies other than those adopted in the consolidated financial statements for like transactions and events in similar circumstances, appropriate adjustments are made to that group member's financial statements in preparing the consolidated financial statements to ensure conformity with the group's accounting policies.



The financial statements of all entities used for the purpose of consolidation are drawn up to same reporting date as that of the holding company, i.e., year ended on March 31. When the end of the reporting period of the parent is different from that of a subsidiary, the subsidiary prepares, for consolidation purposes, additional financial information as of the same date as the financial statements of the parent, to enable the parent to consolidate the financial information of the subsidiary, unless it is impracticable to do so.

Consolidation procedure:

i. Combine like items of assets, liabilities, income, expenses and cash flows of the parent with those of its subsidiaries. For this purpose, income and expenses of the subsidiary are based on the amounts of the assets and liabilities recognized in the consolidated financial statements at the acquisition date.

ii. Offset (eliminate) the carrying amount of the parent's investment in each subsidiary and the parent's portion of equity of each subsidiary. The excess of cost to the Company of its investments in the subsidiary companies over its share of equity of the subsidiary companies, at the date on which the investment in the subsidiaries were made, is recognized as 'Goodwill' being an intangible asset in the consolidated financial statements and is tested for an impairment on an annual basis. On the other hand, where the share of equity in the subsidiary companies as on the date of investment is in excess of cost of investments of the Company, it is recognized as 'Capital Reserve' and shown in 'Other Equity', in the consolidated financial statements. The 'Goodwill/ Capital Reserve' is determined separately for each subsidiary company and such amounts are not set off between different entities.

iii. Eliminate in full intragroup assets and liabilities, income, expenses and cash flows relating to transactions between entities of the group (profits or losses resulting from intragroup transactions that are recognized in assets, such as inventory and property, plant & equipment are eliminated in full). In the case of jointly controlled entities the balances and transactions are eliminated on a proportionate basis.

Profit or loss and each component of other comprehensive income (OCI) are attributed to the equity holders of the parent of the Group.

## 1.2 Summary of Significant accounting policies

### a. Current Vs Non-Current classification

The Company presents assets and liabilities in the balance sheet based on current/ non-current classification. An asset is treated as current when it is:

- Expected to be realised or consumed in normal operating cycle
- Held primarily for the purpose of trading
- Expected to be realised within twelve months after the reporting period, or
- Cash or cash equivalent unless restricted from being exchanged or used to settle a liability for at least twelve months after the reporting period

All other assets are classified as non-current.

A liability is current when:

- It is expected to be settled in normal operating cycle
- It is held primarily for the purpose of trading
- It is due to be settled within twelve months after the reporting period, or
- There is no unconditional right to defer the settlement of the liability for at least twelve months after the reporting period

The Company classifies all other liabilities as non-current.

Deferred tax assets and liabilities are classified as non-current assets and liabilities.

The operating cycle is the time between the acquisition of assets for processing and their realisation in cash and cash equivalents. The Company has identified twelve months as its operating cycle.


### b. Property, plant and equipment

Property, plant and equipment are stated at cost less accumulated depreciation and impairment losses, if any. Cost comprises the purchase price and any attributable cost of bringing the asset to its working condition for its intended use. Any trade discounts and rebates are deducted in arriving at the purchase price.

The cost of property, plant and equipment not ready for intended use before such date is disclosed under capital work-in-progress.

For depreciation purposes, the Company identifies and determines cost of asset significant to the total cost of the asset having useful life that is materially different from that of the life of the principal asset and depreciates them separately based on their specific useful lives. Expenses on existing property, plant and equipment, including day-to-day repair and maintenance expenditure, are charged to the statement of profit and loss for the year during which such expenses are incurred.

An item of property, plant and equipment and any significant part initially recognised is derecognised upon disposal or when no future economic benefits are expected from its use or disposal. Gains or losses arising from de-recognition of property, plant and equipment are measured as the difference between the net disposal proceeds and the carrying amount of the asset and are recognized in the statement of profit and loss when the asset is derecognised.



**Depreciation**

The Company, based on technical assessment made by experts and management estimates, depreciates certain items of property, plant and equipment over estimated useful lives which are different from the useful life prescribed in Schedule II to the Companies Act, 2013. The management believes that these estimated useful lives are realistic and reflect fair approximation of the period over which the assets are likely to be used.

The Company has used the following rates to provide depreciation on a straight line basis on its property, plant and equipment.

The Company is using useful life different from the life prescribed in Schedule II of the Companies act based on internal technical assessment.

Asset classification	Estimated Useful life (Years)
Furniture and fittings	5
Office Equipment	3

Leasehold Improvements are depreciated over the leasehold period or useful life estimated by management, whichever is lesser.

The residual values, useful lives and methods of depreciation of property, plant and equipment are reviewed at each financial year end and adjusted prospectively, if appropriate.

**c. Intangible assets**

Intangible assets that are acquired separately are carried at cost less accumulated amortisation and accumulated impairment losses. Amortisation is recognised on a straight-line basis over their estimated useful lives. The estimated useful life and amortisation method are reviewed at the end of each reporting period, with the effect of any changes in estimate being accounted for on a prospective basis. The amortisation expense on intangible assets with finite lives is recognised in the statement of profit and loss unless such expenditure forms part of carrying value of another asset.

The cost of intangible assets acquired in a business combination is their fair value at the date of acquisition. Internally generated intangibles, excluding capitalised development costs, are not capitalised and the related expenditure is reflected in the statement of profit or loss in the period in which the expenditure is incurred.


Development expenditures on an individual project are recognised as an intangible asset when the Company can demonstrate:

- The technical feasibility of completing the intangible asset so that the asset will be available for use or sale
- Its intention to complete and its ability and intention to use or sell the asset
- How the asset will generate future economic benefits
- The availability of resources to complete the asset
- The ability to measure reliably the expenditure during development

Intangible assets are amortized over the useful economic life and assessed for impairment, whenever there is an indication that the intangible asset may be impaired. The amortisation period and the amortisation method for an intangible asset are reviewed at least at the end of each reporting period. The amortisation expense on intangible assets is recognized in the statement of profit and loss. An intangible asset is derecognised on disposal, or when no future economic benefits are expected from use or disposal. Gain or loss arising from Derecognition of an intangible asset, measured as the difference between the net disposal proceeds and the carrying amount of the asset, are recognised in profit or loss when the asset is derecognised.

A summary of amortization policies applied to the Company's intangible assets, is as below:

Asset classification	Useful Life (Years)	Amortisation Method	Internally generated or acquired
Computer Software	Finite -3 years	Amortised on a straight line basis over the life	Acquired
Self generated Intangible Software	Finite -3 years	Amortised on a straight line basis over the life	Internally generated



**d. Impairment of non-financial assets**

The Company assesses at each reporting date whether there is an indication that an asset may be impaired. If any indication exists, the Company estimates the asset's recoverable amount. An asset's recoverable amount is the higher of an asset's or cash-generating units (CGU) fair value less cost of disposal and its value in use. The recoverable amount is determined for an individual asset, unless the asset does not generate cash inflows that are largely independent of those from other assets or groups of assets. Where the carrying amount of an asset or CGU exceeds its recoverable amount, the asset is considered impaired and is written down to its recoverable amount.

In assessing value in use, the estimated future cash flows are discounted to their present value using a pre-tax discount rate that reflects current market assessments of the time value of money and the risks specific to the asset. In determining fair value less cost of disposal, recent market transactions are taken into account, if available. If no such transactions can be identified, an appropriate valuation model is used.

The Company bases its impairment calculation on detailed budgets and forecast calculations which are prepared separately for each of the Company's cash-generating units to which the individual assets are allocated. These budgets and forecast calculations are generally covering a period of five years. For longer periods, a long-term growth rate is calculated and applied to project future cash flows after the fifth year. To estimate cash flow projections beyond periods covered by the most recent budgets/forecasts, the Company extrapolates cash flow projections in the budget using a steady or declining growth rate for subsequent years, unless an increasing rate can be justified. In any case, this growth rate does not exceed the long-term average growth rate for the services, industries, or country or countries in which the entity operates, or for the market in which the asset is used.

Impairment losses including impairment on inventories, are recognized in the statement of profit and loss. After impairment, depreciation / amortization is provided on the revised carrying amount of the asset over its remaining useful life.

An assessment is made at each reporting date as to whether there is any indication that previously recognized impairment losses may no longer exist or may have decreased. If such indication exists, the Company estimates the asset's or cash-generating unit's recoverable amount. A previously recognized impairment loss is reversed only if there has been a change in the assumptions used to determine the asset's recoverable amount since the last impairment loss was recognized. The reversal is limited so that the carrying amount of the asset does not exceed its recoverable amount, nor exceed the carrying amount that would have been determined, net of depreciation / amortization, had no impairment loss been recognized for the asset in prior years. Such reversal is recognized in the statement of profit and loss.

**e. Revenue from contracts with customers**

Revenue is recognised to the extent that it is probable that the economic benefits will flow to the Company and the revenue can be reliably measured, regardless of when the payment is being made. Revenue is measured at the fair value of the consideration received or receivable, taking into account contractually defined terms of payment and excluding taxes or duties collected on behalf of the government. The Company has concluded that it is the principal in all of its revenue arrangements since it is the primary obligor in all the revenue arrangements as it has pricing latitude and is also exposed to credit risks.

Revenue is adjusted for expected price concessions based on the management estimates.

The specific recognition criteria described below must also be met before revenue is recognised.

Income from Sales enablement services, Other support services & Human resource outsourcing services

Revenues from knowledge process outsourcing, human resource outsourcing service contracts are accounted on accrual basis on performance of the services agreed in the contract with the customers.

**Contract balances**

**(a) Contract assets**

A contract asset is the right to consideration in exchange for goods or services transferred to the customer. If the Company performs by transferring goods or services to a customer before the customer pays consideration or before payment is due, a contract asset is recognised for the earned consideration that is conditional.


Revenue in excess of billing where the entity right for consideration is unconditional is of time presented as unbilled revenue under other financial assets.

**(b) Trade receivables**

A receivable represents the Company's right to an amount of consideration that is unconditional (i.e., only the passage of time is required before payment of the consideration is due).

**(c) Contract liabilities**

A contract liability is the obligation to transfer goods or services to a customer for which the Company has received consideration (or an amount of consideration is due) from the customer. If a customer pays consideration before the Company transfers goods or services to the customer, a contract liability is recognised when the payment is made or the payment is due (whichever is earlier). Contract liabilities are recognised as revenue when the Company performs under the contract.



**Others:****Interest income**

Interest income is recognized on a time proportion basis taking into account the amount outstanding and the applicable interest rate. Interest income is included under the head "Other income" in the statement of profit and loss.

**f. Financial Instruments**

A financial instrument is any contract that gives rise to a financial asset of one entity and a financial liability or equity instrument of another entity.

**f (i) Financial assets****Initial recognition and measurement**

All financial assets are recognised initially at fair value plus, in the case of financial assets not recorded at fair value through profit or loss, transaction costs that are attributable to the acquisition of the financial asset. Purchases or sales of financial assets that require delivery of assets within a time frame established by regulation or convention in the market place (regular way trades) are recognised on the trade date, i.e. the date that the Company commits to purchase or sell the asset.

**Subsequent measurement**

For purposes of subsequent measurement, financial assets are classified in below categories:

- Debt instruments at amortised cost
- Debt instruments at fair value through other comprehensive income (FVTOCI)
- Debt instruments, derivatives and equity instruments at fair value through profit or loss (FVTPL)

A 'debt instrument' is measured at the amortised cost, if both the following conditions are met:

- (i) The asset is held within a business model whose objective is to hold assets for collecting contractual cash flows; and
- (ii) Contractual terms of the asset give rise on specified dates to cash flows that are solely payments of principal and interest (SPPI) on the principal amount outstanding.

After initial measurement, such financial assets are subsequently measured at amortised cost using the effective interest rate (EIR) method. This category generally applies to trade and other receivables. The effective interest method is a method of calculating the amortised cost of a debt instrument and of allocating interest income over the relevant period. The effective interest rate is the rate that exactly discounts estimated future cash receipts through the expected life of the debt instrument, or, where appropriate, a shorter period, to the net carrying amount on initial recognition.

Income is recognised on an effective interest basis for debt instruments other than those financial assets classified as at FVTPL. Interest income is recognised in profit or loss and is included in the "Other Income" line item.

A 'debt instrument' is classified as FVTOCI, if both of the following criteria are met:

- (i) The objective of the business model is achieved both by collecting contractual cash flows and selling the financial assets; and
- (ii) The asset's contractual cash flows represent SPPI.

Debt instruments included within the FVTOCI category are measured initially as well as at each reporting date at fair value. Fair value movements are recognized in OCI.

FVTPL is a residual category for debt instruments. Any debt instrument, which does not meet the criteria for categorization as at amortized cost or as FVTOCI, is classified as at FVTPL. Debt instruments included within the FVTPL category are measured at fair value with all changes recognized in the profit or loss.

All equity investments in scope of Ind AS 109 are measured at fair value. Equity instruments included within the FVTPL category are measured at fair value with all changes recognized in the statement of profit or loss.

Investment in equity instruments in subsidiary or joint venture or associates

Investments in equity instruments in subsidiaries or joint venture or associates are carried at cost less provision for impairment, if any


**De-recognition**

A financial asset (or, where applicable, a part of a financial asset or part of a group of similar financial assets) is primarily derecognised (i.e. removed from the balance sheet) when:

- The rights to receive cash flows from the asset have expired; or
- The Company has transferred its rights to receive cash flows from the asset or has assumed an obligation to pay the received cash flows in full without material delay to a third party under a 'pass-through' arrangement; and either (a) the Company has transferred substantially all the risks and rewards of the asset, or (b) the Company has neither transferred nor retained substantially all the risks and rewards of the asset, but has transferred control of the asset.

The transferred asset and the associated liability are measured on a basis that reflects the rights and obligations that the Company has retained.

On de-recognition of a financial asset in its entirety, the difference between the assets carrying amount and the sum of the consideration received and receivable is recognised in the Statement of profit and loss.



#### **Impairment of financial assets**

In accordance with Ind AS 109, the Company applies expected credit loss (ECL) model for measurement and recognition of impairment loss on the financial assets and credit risk exposure. The Company follows 'simplified approach' for recognition of impairment loss allowance on Trade receivables. The application of simplified approach does not require the Company to track changes in credit risk. Rather, it recognises impairment loss allowance based on lifetime ECLs at each reporting date, right from its initial recognition.

ECL is the difference between all contractual cash flows that are due to the Company in accordance with the contract and all the cash flows that the Company expects to receive (i.e., all cash shortfalls), discounted at the original EIR. ECL allowance (or reversal) recognized during the period is considered as income/ expense in the standalone statement of profit and loss. This amount is reflected under the head 'other expenses' in the statement of profit or loss.

The Company uses a provision matrix based on age to determine impairment loss allowance on portfolio of its trade receivables.

#### **Reclassification of financial assets**

The Company determines classification of financial assets and liabilities on initial recognition. After initial recognition, no reclassification is made for financial assets which are equity instruments and financial liabilities. For financial assets which are debt instruments, a reclassification is made only if there is a change in the business model for managing those assets. Changes to the business model are expected to be infrequent. A change in the business model occurs when the Company either begins or ceases to perform an activity that is significant to its operations. If the Company reclassifies financial assets, it applies the reclassification prospectively from the reclassification date which is the first day of the immediately next reporting period following the change in business model.

#### **(ii) Financial liabilities**

##### **Initial recognition and measurement**

All financial liabilities are recognised initially at fair value and in case of borrowings and payables, net of directly attributable transaction costs. The Company's financial liabilities include borrowings, trade and other payables, and derivative financial instruments.

##### **Subsequent measurement**

The measurement of financial liabilities depends on their classification. Financial liabilities at fair value through the statement of profit or loss include financial liabilities held for trading and financial liabilities designated upon initial recognition as fair value through profit or loss. Gains or losses on liabilities held for trading are recognised in the statement of profit or loss.

Financial liabilities designated upon initial recognition at fair value through profit or loss are designated as such at the initial date of recognition, and only if the criteria in Ind AS 109 are satisfied. For liabilities designated as FVTPL, fair value gains/losses attributable to changes in own credit risk are recognized in OCI. These gains/ losses are not subsequently transferred to profit or loss. However, the Company may transfer the cumulative gain or loss within equity. All other changes in fair value of such liability are recognised in the statement of profit or loss.

#### **Loans and borrowings**

Borrowings is the category most relevant to the Company. After initial recognition, interest-bearing borrowings are subsequently measured at amortised cost using the Effective Interest Rate ("EIR") method. Gains and losses are recognised in profit or loss when the liabilities are derecognised as well as through the EIR amortization process.


Amortized cost is calculated by taking into account any discount or premium on acquisition and fees or costs that are an integral part of the EIR. The EIR amortisation is included as finance costs in the statement of profit and loss.

#### **Effective interest method**

The effective interest method is a method of calculating the amortised cost of a financial liability and of allocating interest expense over the relevant period. The effective interest rate is the rate that exactly discounts estimated future cash payments (including all fees and points paid or received that form an integral part of the effective interest rate, transaction costs and other premiums or discounts) through the expected life of the financial liability, or (where appropriate) a shorter period, to the net carrying amount on initial recognition.

#### **Financial liabilities subsequently measured at amortised cost**

Financial liabilities that are not held—for-trading and are not designated as at FVTPL are measured at amortised cost at the end of subsequent accounting periods. The carrying amounts of financial liabilities that are subsequently measured at amortised cost are determined based on the effective interest method. Interest expense that is not capitalised as part of costs of an asset is included in the "Finance Costs" line item.



**De-recognition of financial liabilities**

The Company derecognises financial liabilities when, and only when, the Company's obligations are discharged, cancelled or have expired, a substantial modification of the terms of an existing financial liability (whether or not attributable to the financial difficulty of the debtor) is accounted for as an extinguishment of the original financial liability and the recognition of a new financial liability. The difference between the carrying amount of the financial liability derecognised and the consideration paid and payable is recognised in profit or loss.

**(iii) Financial guarantee**

Financial guarantee issued by the Company that require a payment to be made to reimburse the holder for a loss it incurs because the specified debtor fails to make a payment when due in accordance with the terms of a debt instrument, is recognised initially as a liability at fair value, adjusted for transaction costs that are directly attributable to the issuance of the guarantee. Subsequently, the liability is measured at the higher of the amount of loss allowance determined as per impairment requirements of Ind AS 109 and the amount recognised less cumulative amortisation.

**(iv) Derivative financial instruments**

The Company uses derivative financial instruments, such as forward currency contracts to hedge its foreign currency risks. Such derivative financial instruments are initially recognised at fair value on the date on which a derivative contract is entered into and are subsequently re-measured at fair value. Derivatives are carried as financial assets when the fair value is positive and as financial liabilities when the fair value is negative. Any gains or losses arising from changes in the fair value of derivatives are taken directly to the statement of profit and loss.

**(v) Offsetting of financial instruments**

Financial assets and financial liabilities are offset and the net amount is reported in the consolidated balance sheet if there is a currently enforceable legal right to offset the recognised amounts and there is an intention to settle on a net basis, to realise the assets and settle the liabilities simultaneously.

**g. Leases**

The Company assesses at contract inception whether a contract is, or contains, a lease. That is, if the contract conveys the right to control the use of an identified asset for a period of time in exchange for consideration.

**As a lessee**

The Company applies a single recognition and measurement approach for all leases, except for short-term leases and leases of low-value assets. The Company recognises lease liabilities to make lease payments and right-of-use assets representing the right to use the underlying assets.

**i. Right-of-use assets**

The Company recognises right-of-use assets at the commencement date of the lease (i.e., the date the underlying asset is available for use). Right-of-use assets are measured at cost, less any accumulated depreciation and impairment losses, and adjusted for any remeasurement of lease liabilities. The cost of right-of-use assets includes the amount of lease liabilities recognised, initial direct costs incurred, and lease payments made at or before the commencement date less any lease incentives received. Right-of-use assets are depreciated on a straight-line basis over the shorter of the lease term and the estimated useful lives of the assets.


If ownership of the leased asset transfers to the Company at the end of the lease term or the cost reflects the exercise of a purchase option, depreciation is calculated using the estimated useful life of the asset.

**ii. Lease liabilities**

At the commencement date of the lease, the Company recognises lease liabilities measured at the present value of lease payments to be made over the lease term. The lease payments include fixed payments (including in-substance fixed payments) less any lease incentives receivable, variable lease payments that depend on an index or a rate, and amounts expected to be paid under residual value guarantees. The lease payments also include the exercise price of a purchase option reasonably certain to be exercised by the Company and payments of penalties for terminating the lease, if the lease term reflects the Company exercising the option to terminate. Variable lease payments that do not depend on an index or a rate are recognised as expenses (unless they are incurred to produce inventories) in the period in which the event or condition that triggers the payment occurs.

In calculating the present value of lease payments, the Company uses its incremental borrowing rate at the lease commencement date because the interest rate implicit in the lease is not readily determinable. After the commencement date, the amount of lease liabilities is increased to reflect the accretion of interest and reduced for the lease payments made. In addition, the carrying amount of lease liabilities is remeasured if there is a modification, a change in the lease term, a change in the lease payments (e.g., changes to future payments resulting from a change in an index or rate used to determine such lease payments) or a change in the assessment of an option to purchase the underlying asset.

The Company's lease liabilities are included in Interest-bearing loans and borrowings.



**iii. Short-term leases and leases of low-value assets**

The Company applies the short-term lease recognition exemption to its short-term leases of Buildings and Machinery and Equipment (i.e., those leases that have a lease term of 12 months or less from the commencement date and do not contain a purchase option). It also applies the lease of low-value assets recognition exemption to leases of office equipment that are considered to be low value. Lease payments on short-term leases and leases of low-value assets are recognised as expense on a straight-line basis over the lease term.

For arrangements entered into prior to the date of transition, the Company has determined whether the arrangement contain lease on the basis of facts and circumstances existing on the date of the transaction. The Company adopted Ind AS 116 using the modified retrospective method of adoption in accordance with Para C8 (c) (ii) to Ind AS 116 with the date of initial application of April 01, 2019. Under this method, the standard is applied retrospectively with the cumulative effect of initially applying the standard recognised at the date of initial application.

On adoption of IndAS 116, the Company also applied the available practical expedients wherein it:

- Used a single discount rate to a portfolio of leases with reasonably similar characteristics
- Relied on its assessment of whether leases are onerous immediately before the date of initial application
- Applied the short-term leases exemptions to leases with lease term that ends within 12 months of the date of initial application
- Excluded the initial direct costs from the measurement of the right-of-use asset at the date of initial application
- Used hindsight in determining the lease term where the contract contained options to extend or terminate the

**As a lessor**

Leases in which the Company does not transfer substantially all the risks and rewards incidental to ownership of an asset are classified as operating leases. Rental income arising is accounted for on a straight-line basis over the lease terms. Initial direct costs incurred in negotiating and arranging an operating lease are added to the carrying amount of the leased asset and recognised over the lease term on the same basis as rental income. Contingent rents are recognised as revenue in the period in which they are earned.

**h. Retirement and other employee benefits**

**a. Compensated absences**

Liabilities for wages and salaries, including non-monetary benefits that are expected to be settled wholly within 12 months after the end of the period in which the employees render the related service are recognised in respect of employees' services up to the end of the reporting period and are measured at the amounts expected to be paid when the liabilities are settled. The liabilities are presented as current employee benefit obligations in the balance sheet.

Accumulated leave, which is expected to be utilized within the next 12 months, is treated as short-term employee benefit. The Company measures the expected cost of such absences as the additional amount that it expects to pay as a result of the unused entitlement that has accumulated at the reporting date.

The Company treats accumulated leave expected to be carried forward beyond twelve months, as non-current employee benefit for measurement purposes. Such non-current compensated absences are provided for based on the actuarial valuation using the projected unit credit method at the year-end. Remeasurement gains / losses are immediately taken to the statement of profit and loss and are not deferred.

**b. Post-employment obligations**

The Company operates the following post-employment schemes:

**i. Gratuity obligations**

Gratuity liability under the Payment of Gratuity Act, 1972 is a defined benefit obligation. The Plan provides payment to vested employees at retirement, death or termination of employment, of an amount based on the respective employee's salary and the tenure of employment with the Company. The Company has not funded its gratuity obligation. The cost of providing benefits is determined on the basis of actuarial valuation at each year-end using the projected unit credit method.


Employee benefits expense in respect of gratuity to employees is presented in accordance with Ind AS – 19.

Remeasurement, comprising of actuarial gains and losses, the effect of the asset ceiling, excluding amounts included in net interest on the net defined benefit liability and the return on plan assets (excluding amounts included in net interest on the net defined benefit liability), are recognised immediately in the balance sheet with a corresponding debit or credit to retained earnings through OCI in the period in which they occur. Remeasurement is not reclassified to profit or loss in subsequent periods.

Past service cost is recognised in profit or loss on the earlier of the date of the plan amendment or curtailment, and the date that the Company recognises related restructuring costs.

Net interest is calculated by applying the discount rate to the net defined benefit liability or asset. The Company recognises the following changes in the net defined benefit obligation as an expense in the statement of profit and loss:

- Service costs comprising current service costs, past-service costs and
- Net interest expense or income.





**ii. Retirement benefits - Defined Contribution Plan**

Retirement benefit in the form of provident fund is a defined contribution scheme. The Company has no obligation, other than the contribution payable to the provident fund. The Company recognizes contribution payable to the provident fund scheme as an expenditure, when an employee renders the related service. If the contribution payable to the scheme for service received before the balance sheet date exceeds the contribution already paid, the deficit payable to the scheme is recognized as a liability after deducting the contribution already paid. If the contribution already paid exceeds the contribution due for services received before the balance sheet date, then excess is recognized as an asset to the extent that the prepayment will lead to, for example, a reduction in future payment or a cash refund.

**i. Taxes on Income**

**Current income tax**

Income tax expense comprises current tax expense and deferred tax charge or credit during the year. Current income tax assets and liabilities are measured at the amount expected to be recovered from or paid to the taxation authorities. The tax rates and tax laws used to compute the amount are those that are enacted or substantively enacted, at the reporting date in the countries where the Company operates and generates taxable income.

Current income tax relating to items recognised outside profit or loss is recognised outside profit or loss (either in other comprehensive income or in equity). Current tax items are recognised in correlation to the underlying transaction either in OCI or directly in equity. Management periodically evaluates positions taken in the tax returns with respect to situations in which applicable tax regulations are subject to interpretation and establishes provisions where appropriate.

**Deferred tax**

Deferred tax is recognised using the liability method on temporary differences between the tax bases of assets and liabilities and their carrying amounts for financial reporting purposes at the reporting date.

Deferred tax liabilities are recognised for all taxable temporary differences, except:

- In respect of taxable temporary differences associated with investments in subsidiaries, associates and interests in joint ventures, when the timing of the reversal of the temporary differences can be controlled and it is probable that the temporary differences will not reverse in the foreseeable future.

Deferred tax assets are generally recognised for all deductible temporary differences to the extent that it is probable that taxable profits will be available against which those deductible temporary differences can be utilised. Such deferred tax assets and liabilities are not recognised if the temporary difference arises from the initial recognition (other than in a business combination) of assets and liabilities in a transaction that affects neither the taxable profit nor the accounting profit.


Minimum alternate tax (MAT) paid in a year is charged to the statement of profit and loss as current tax. The Company recognizes MAT credit available as an asset only to the extent that there is convincing evidence that the Company will pay normal income tax during the specified period, i.e., the period for which MAT credit is allowed to be carried forward. In the year in which the company recognizes MAT credit as an asset, it is created by way of credit to the statement of profit and loss and shown as part of deferred tax asset. The company reviews the "MAT credit entitlement" asset at each reporting date and writes down the asset to the extent that it is no longer probable that it will pay normal tax during the specified period.

The carrying amount of deferred tax assets is reviewed at each reporting date and written off to the extent that it is no longer probable that sufficient taxable profit will be available to allow all or part of the deferred tax asset to be utilised. Unrecognised deferred tax assets are re-assessed at each reporting date and are recognised to the extent that it has become probable that future taxable profits will allow the deferred tax asset to be recovered.

Deferred tax assets and liabilities are measured at the tax rates that are expected to apply in the year when the asset is realised or the liability is settled, based on tax rates (and tax laws) that have been enacted or substantively enacted at the reporting date.

Deferred tax relating to items recognised outside profit or loss is recognised outside profit or loss (either in other comprehensive income or in equity). Deferred tax items are recognised in correlation to the underlying transaction either in OCI or directly in equity.

Deferred tax assets and deferred tax liabilities are offset if a legally enforceable right exists to set off current tax assets against current tax liabilities.



**j. Fair value measurement**

The Company measures financial instruments, such as, derivatives at fair value at each balance sheet date.

Fair value is the price that would be received to sell an asset or paid to transfer a liability in an orderly transaction between market participants at the measurement date. The fair value measurement is based on the presumption that the transaction to sell the asset or transfer the liability takes place either:

- In the principal market for the asset or liability, or
- In the absence of a principal market, in the most advantageous market for the asset or liability

The fair value of an asset or a liability is measured using the assumptions that market participants would use when pricing the asset or liability, assuming that market participants act in their best economic interest.

A fair value measurement of a non-financial asset takes into account a market participant's ability to generate economic benefits by using the asset in its highest and best use or by selling it to another market participant that would use the asset in its highest and best use.

The Company uses valuation techniques that are appropriate in the circumstances and for which sufficient data are available to measure fair value, maximising the use of relevant observable inputs and minimising the use of unobservable inputs.

All assets and liabilities for which fair value is measured or disclosed in the financial statements are categorised within the fair value hierarchy, described as follows, based on the lowest level input that is significant to the fair value measurement as a whole:

- Level 1 — Quoted (unadjusted) market prices in active markets for identical assets or liabilities
- Level 2 — Valuation techniques for which the lowest level input that is significant to the fair value measurement is directly or indirectly observable
- Level 3 — Valuation techniques for which the lowest level input that is significant to the fair value measurement is unobservable

For assets and liabilities that are recognised in the financial statements on a recurring basis, the Company determines whether transfers have occurred between levels in the hierarchy by re-assessing categorisation (based on the lowest level input that is significant to the fair value measurement as a whole) at the end of each reporting period.

Involvement of external valuers is decided upon annually by the Company. At each reporting date, the Company analyses the movements in the values of assets and liabilities which are required to be remeasured or re-assessed as per the accounting policies. For this analysis, the Company verifies the major inputs applied in the latest valuation by agreeing the information in the valuation computation to contracts and other relevant documents. Other fair value related disclosures are given in the relevant notes.

For the purpose of fair value disclosures, the Company has determined classes of assets and liabilities on the basis of the nature, characteristics and risks of the asset or liability and the level of the fair value hierarchy as explained above.

**k. Segment reporting**

Operating segments are reported in a manner consistent with the internal reporting provided to the chief operating decision maker. The Board of Directors are identified as the chief operating decision maker.

The Group has identified following segment

- Sales Enablement services
- Staffing services
- Other support services


Segment disclosures have been made for the business segments identified. The analysis of geographical segments is based on the areas in which major geographical location of the customer in which the Group operates.

The accounting policies adopted for segment reporting are in line with the accounting policies of the Group. Segment revenue, segment expenses, segment assets and segment liabilities have been identified to the segments on the basis of their relationship to the operating activities of the segment.

**l. Earnings per share**

Earnings per share is calculated by dividing the net profit or loss before OCI for the year by the weighted average number of equity shares outstanding during the year.

For the purpose of calculating diluted earnings per share, the net profit or loss before OCI for the period attributable to equity shareholders and the weighted average number of shares outstanding during the period are adjusted for the effects of all dilutive potential equity shares.



**m. Provisions**

Provisions are recognised when the Company has a present obligation (legal or constructive) as a result of a past event, it is probable that the Company will be required to settle the obligation, and a reliable estimate can be made of the amount of obligation.

The amount recognised as a provision is the best estimate of the consideration required to settle present obligation at the end of reporting period, taking into account the risk and uncertainty surrounding the obligation. When a provision is measured using the cash flows estimated to settle the present obligation, its carrying amount is the present value of these cash flows (when the effect of the time value of money is material). When some or all of the economic benefits required to settle a provision are expected to be recovered from a third party, a receivable is recognised as an asset if it is virtually certain that reimbursement will be received and the amount of receivable can be measured reliably.

**n. Contingent liabilities & Contingent Assets**

Contingent liability is disclosed for,

- (i) Possible obligation which will be confirmed only by future events not wholly within the control of the Company or
- (ii) Present obligations arising from past events where it is not probable that an outflow of resources will be required to settle the obligation or a reliable estimate of the amount of the obligation cannot be made. Contingent assets are not recognised in the financial statements.

Contingent assets are disclosed in the Financial Statements by way of notes to accounts when an inflow of economic benefits is probable.

**o. Cash dividend to equity holders**

The Company recognises a liability to make cash distributions to equity holders when the distribution is authorised and the distribution is no longer at the discretion of the Company. As per the corporate laws in India, a distribution is authorised when it is approved by the shareholders. A corresponding amount is recognised directly in equity.

**p. Cash and cash equivalents**

Cash and cash equivalents in the Balance Sheet comprise of cash at banks and on hand and short-term deposits with an original maturity of three months or less, which are subject to an insignificant risk of changes in value.

For the purpose of the statement of cash flows, cash and cash equivalents consist of cash and short-term deposits, as defined above. Bank overdrafts are shown within borrowings in financial liabilities in the balance sheet.

**q. Borrowing costs**

Borrowing costs directly attributable to the acquisition, construction or production of an asset that necessarily takes a substantial period of time to get ready for its intended use or sale are capitalised as part of the cost of the asset. All other borrowing costs are expensed in the period in which they occur. Borrowing costs consist of interest and other costs that an entity incurs in connection with the borrowing of funds. Borrowing cost also includes exchange differences to the extent regarded as an adjustment to the borrowing costs.

**r. Share-based payments**

Employees (including senior executives) of the Company receive remuneration in the form of share-based payments, whereby employees render services as consideration for equity instruments (equity-settled transactions).

**Equity-settled transactions**

The cost of equity-settled transactions is determined by the fair value at the date when the grant is made using an appropriate valuation model.


That cost is recognised, together with a corresponding increase in share-based payment (SBP) reserves in equity, over the period in which the performance and/or service conditions are fulfilled in employee benefits expense. The cumulative expense recognised for equity-settled transactions at each reporting date until the vesting date reflects the extent to which the vesting period has expired and the Company's best estimate of the number of equity instruments that will ultimately vest. The expense or credit in the statement of profit and loss for a period represents the movement in cumulative expense recognised as at the beginning and end of that period and is recognised in employee benefits expense.

Service and non-market performance conditions are not taken into account when determining the grant date fair value of awards, but the likelihood of the conditions being met is assessed as part of the Company's best estimate of the number of equity instruments that will ultimately vest. Market performance conditions are reflected within the grant date fair value. Any other conditions attached to an award, but without an associated service requirement, are considered to be non-vesting conditions. Non-vesting conditions are reflected in the fair value of an award and lead to an immediate expensing of an award unless there are also service and/or performance conditions.

No expense is recognised for awards that do not ultimately vest because non-market performance and/or service conditions have not been met. Where awards include a market or non-vesting condition, the transactions are treated as vested irrespective of whether the market or non-vesting condition is satisfied, provided that all other performance and/or service conditions are satisfied.

When the terms of an equity-settled award are modified, the minimum expense recognised is the grant date fair value of the unmodified award, provided the original vesting terms of the award are met. An additional expense, measured as at the date of modification, is recognised for any modification that increases the total fair value of the share-based payment transaction, or is otherwise beneficial to the employee. Where an award is cancelled by the entity or by the counterparty, any remaining element of the fair value of the award is expensed immediately through profit or loss.

The dilutive effect of outstanding options is reflected as additional share dilution in the computation of diluted earnings per share.



**s. Foreign currencies**

The Consolidated financial statements are presented in Indian Rupee (₹), which is also the Group's functional currency. For each entity the Group determines the functional currency and items included in the financial statements of each entity are measured using that functional currency.

The functional currency of the Company is Indian Rupee whereas the functional currency of foreign subsidiaries is the currency of their countries of domicile. Foreign currency transactions are recorded at exchange rates prevailing on the date of the transaction. Foreign currency denominated monetary assets and liabilities are restated into the functional currency using exchange rates prevailing on the consolidated balance sheet date.

Gains and losses arising on settlement and restatement of foreign currency denominated monetary assets and liabilities are included in the consolidated statement of profit and loss.

Assets and liabilities of entities with functional currency other than presentation currency have been translated to the presentation currency using exchange rates prevailing on the consolidated balance sheet date. Statement of profit and loss have been translated using average exchange rates for the year. Translation adjustments have been reported as foreign currency translation reserve in the consolidated statement of changes in equity.


**t. Standards Issued but not effective**

Ministry of Corporate Affairs ("MCA") notifies new standard or amendments to the existing standards under Companies (Indian Accounting Standards) Rules as issued from time to time. Ministry of Corporate Affairs vide notification dated March 31, 2023 issued the Companies (Indian Accounting Standards) Amendment Rules, 2023. Some of the key amendments are given below:

Ind AS 1 : Companies shall disclose their material accounting policy information rather than their significant accounting policies and accounting policies related to immaterial transactions, other events or conditions which are themselves immaterial are not required to be disclosed. The said amendment is effective from April 01, 2023. The said amendment is not expected to have a material impact on the standalone financial statements.

Ind AS 8 : Accounting Policies, Changes in Accounting Estimates and Errors -This amendment has introduced a definition of 'accounting estimates' and included amendments to Ind AS 8 to help entities distinguish changes in accounting policies from changes in accounting estimates. The effective date for adoption of this amendment is annual periods beginning on or after April 1, 2023. The Company has evaluated the amendment and there is no impact on its standalone financial statements.

Ind AS 12 : Amendment has made to narrow the scope of the initial recognition exemption, i.e., it no longer applies to transactions that, on initial recognition, give rise to the equal taxable and deductible temporary differences. The said amendment is effective from April 01, 2023. The said amendment is not expected to have a material impact on the standalone financial statements.




Note 2: Property, plant and equipment

	Leasehold improvements	Furniture and Fixtures	Computers and data processing units	Vehicles	Office Equipment	Total
<b>Carrying Value - at cost</b>						
As at April 01, 2021	2.62	0.08	6.95	1.23	1.52	12.40
Additions	-	-	24.25	-	0.02	24.27
Disposals/adjustments	-	-	-	-	-	-
<b>As at March 31, 2022</b>	<b>2.62</b>	<b>0.08</b>	<b>31.20</b>	<b>1.23</b>	<b>1.53</b>	<b>36.66</b>
Additions	0.69	0.02	27.99	-	2.35	31.05
Disposals/adjustments	(0.16)	(0.05)	(2.47)	(0.02)	(0.39)	-
<b>As at March 31, 2023</b>	<b>3.15</b>	<b>0.05</b>	<b>56.72</b>	<b>1.21</b>	<b>3.49</b>	<b>67.71</b>
<b>Accumulated depreciation</b>						
As at April 01, 2021	1.84	0.05	4.63	0.90	1.13	8.55
Charge for the year	0.35	0.02	6.01	0.16	0.08	6.61
Disposals/adjustments	-	-	-	-	-	-
Foreign Exchange Fluctuation/ Adjustment	-	-	-	-	-	-
<b>As at March 31, 2022</b>	<b>2.19</b>	<b>0.07</b>	<b>10.64</b>	<b>1.06</b>	<b>1.21</b>	<b>15.16</b>
Charge for the year	0.37	0.01	13.91	0.16	0.30	14.74
Disposals/adjustments	(0.16)	(0.05)	(2.47)	(0.02)	(0.39)	(3.09)
Foreign Exchange Fluctuation/ Adjustment	-	-	(0.47)	-	(0.06)	(0.53)
<b>As at March 31, 2023</b>	<b>2.39</b>	<b>0.02</b>	<b>21.61</b>	<b>1.20</b>	<b>1.06</b>	<b>26.29</b>
<b>Net Block</b>						
<b>As at March 31, 2022</b>	<b>0.44</b>	<b>0.01</b>	<b>20.55</b>	<b>0.17</b>	<b>0.32</b>	<b>21.51</b>
<b>As at March 31, 2023</b>	<b>0.76</b>	<b>0.02</b>	<b>35.10</b>	<b>0.01</b>	<b>2.43</b>	<b>38.33</b>

Note 2.1: The Company has not revalued its Property, Plant and Equipment during the year.

Note 2.2: There are no proceedings initiated or pending against the Company for holding any benami property under the Benami Transactions (Prohibition) Act, 1988 and rules made thereunder.

(This space has been left blank intentionally)



Note 3: Other Intangible Assets


	Computer Software
<b>Carrying Value - at cost</b>	
As at April 1, 2021	171.45
Additions	-
Disposals	-
As at March 31, 2022	<u>171.45</u>
Additions	1.65
Disposals	(98.67)
As at March 31, 2023	<u>74.43</u>
<b>Accumulated amortisation</b>	
As at April 1, 2021	162.05
Charge for the year	9.40
Disposals	-
As at March 31, 2022	<u>171.45</u>
Charge for the period	0.12
Disposals	(98.67)
As at March 31, 2023	<u>72.90</u>
<b>Net book value:</b>	
As at March 31, 2022	<u>0.00</u>
As at March 31, 2023	<u>1.53</u>

Note 3.1: The Company has not revalued its intangible assets during the year.

Note 4: Right - of- use assets


	Right - of- use assets
<b>Gross block- at cost</b>	
As at April 1, 2021	30.27
Additions	30.5200
Disposals	30.2700
As at March 31, 2022	<u>30.5200</u>
Additions	-
Disposals	-
As at March 31, 2023	<u>30.5200</u>
<b>Accumulated depreciation</b>	
As at April 1, 2021	22.0500
Charge for the year	10.7600
Disposals	30.2700
As at March 31, 2022	<u>2.5400</u>
Charge for the year	10.1700
Disposals/ Adjusted	-
As at March 31, 2023	<u>12.7100</u>
<b>Net book value:</b>	
As at March 31, 2022	<u>27.9800</u>
As at March 31, 2023	<u>17.8100</u>

Note 4.1: The Company has not revalued its Right of use assets during the year.



DENAVE INDIA PRIVATE LIMITED  
CIN - U85110DL1999PTC190362  
NOTES TO CONSOLIDATED FINANCIAL STATEMENTS FOR THE YEAR ENDED MARCH 31, 2023  
(All amounts are in Millions of Indian Rupees unless otherwise stated)

Particulars	As at March 31, 2023	As at March 31, 2022
<b>5 Loans [Non Current] (At Amortised Cost)</b>		
<b>Loan receivables considered good-Unsecured</b>		
Loans to employees	0.66	1.58
	<u>0.66</u>	<u>1.58</u>
<b>6 Other financial assets [Non-current]</b>		
<b>Unsecured and considered good</b>		
Security Deposits	15.39	11.40
Fixed deposits with bank having original maturity more than 12 months [Refer note below]	-	23.00
	<u>15.39</u>	<u>34.40</u>
Note: The above fixed deposits with banks are lien marked for the working capital facilities availed by the Company from the banks. Also Refer Note 19 for details.		
<b>7 Deferred tax assets (net)</b>		
<b>Deferred Tax assets:</b>		
On timing differences of depreciation / amortisation	6.08	7.55
On timing differences of defined benefit obligations through OCI	7.00	5.00
On timing differences of expenditure	35.67	18.93
	<u>48.75</u>	<u>31.47</u>
<b>8 Income Tax Assets (Non-Current)</b>		
Income tax assets [Tax deducted at source (net of provisions)]	32.73	40.48
Income tax paid under protest	13.71	13.71
	<u>46.44</u>	<u>54.19</u>
<b>9 Other non-current assets</b>		
<b>Others</b>		
Deferred payroll expense	0.03	0.10
	<u>0.03</u>	<u>0.10</u>
<b>10 Trade Receivables</b>		
<b>(At Amortised Cost)</b>		
Trade receivables	361.27	304.96
Trade receivable from related parties	-	-
	<u>361.27</u>	<u>304.96</u>
<b>Security details</b>		
<b>Considered good, Secured</b>		
<b>Considered good, Unsecured</b>		
Trade receivables considered good-Unsecured	361.27	304.94
Trade receivables which have significant increase in credit risk	-	-
Trade Receivables - credit impaired	6.12	0.03
	<u>367.39</u>	<u>304.97</u>
<b>Impairment allowance (allowance for bad and doubtful debts)</b>		
Allowance for bad and doubtful debts	(6.12)	(0.03)
	<u>361.27</u>	<u>304.94</u>




DENAVE INDIA PRIVATE LIMITED  
CIN - U85110DL1999PTC190362  
NOTES TO CONSOLIDATED FINANCIAL STATEMENTS FOR THE YEAR ENDED MARCH 31, 2023  
(All amounts are in Millions of Indian Rupees unless otherwise stated)

Particulars	As at	As at
	March 31, 2023	March 31, 2022
<b>Trade Receivables (At Amortised Cost)</b>		
(i) Undisputed Trade Receivables – considered good		
- Not due	307.50	242.25
- Less than 6 months	53.76	62.69
- 6 months - 1 year	-	-
- 1-2 years	-	-
- 2-3 years	-	-
- More than 3 years	-	-
(ii) Undisputed Trade Receivables – which have significant increase in credit risk		
- Not due	-	-
- Less than 6 months	-	-
- 6 months - 1 year	-	-
- 1-2 years	-	-
- 2-3 years	-	-
- More than 3 years	-	-
(iii) Undisputed Trade Receivables – credit impaired		
- Not due	-	-
- Less than 6 months	3.46	-
- 6 months - 1 year	0.74	-
- 1-2 years	1.89	0.03
- 2-3 years	0.03	-
- More than 3 years	-	-
(iv) Disputed Trade Receivables – considered good		
- Not due	-	-
- Less than 6 months	-	-
- 6 months - 1 year	-	-
- 1-2 years	-	-
- 2-3 years	-	-
- More than 3 years	-	-
(v) Disputed Trade Receivables – which have significant increase in credit risk		
- Not due	-	-
- Less than 6 months	-	-
- 6 months - 1 year	-	-
- 1-2 years	-	-
- 2-3 years	-	-
- More than 3 years	-	-
(vi) Disputed Trade Receivables – credit impaired		
- Not due	-	-
- Less than 6 months	-	-
- 6 months - 1 year	-	-
- 1-2 years	-	-
- 2-3 years	-	-
- More than 3 years	-	-
	<u>367.38</u>	<u>304.97</u>
(Less): Impairment allowance (allowance for bad and doubtful debts)	<u>(6.12)</u>	<u>(0.03)</u>
<b>Total Trade Receivables</b>	<u><b>361.26</b></u>	<u><b>304.94</b></u>

**11 Cash and Cash Equivalents**

Balance with banks		
-In current accounts	235.42	201.51
-In fixed deposits account (with less original maturity period of less than three months)	103.76	50.89
Cash on hand	0.06	0.02
	<u><b>339.24</b></u>	<u><b>252.41</b></u>

11.1 Working capital facility account with debit balance as at March 31, 2023 (PY - March 31, 2022) have been reported under Cash and cash equivalents. Refer Note 19.






DENAVE INDIA PRIVATE LIMITED  
CIN - U85110DL1999PTC190362  
NOTES TO CONSOLIDATED FINANCIAL STATEMENTS FOR THE YEAR ENDED MARCH 31, 2023  
(All amounts are in Millions of Indian Rupees unless otherwise stated)

Particulars	As at	As at
	March 31, 2023	March 31, 2022
<b>12 Bank balances other than cash and cash equivalents</b>		
Fixed deposits with original maturity of more than 3 months but within 12 months	142.61	-
	<u>142.61</u>	<u>-</u>
<b>13 Loans [Current]</b>		
<b>Loans receivables considered good-Unsecured</b>		
Loans to employees	3.24	1.29
	<u>3.24</u>	<u>1.29</u>
<b>14 Other Financial Assets[current]</b>		
<b>Unsecured and considered good</b>		
Security Deposits	2.83	2.30
Unbilled Revenue	312.06	224.23
Interest accrued on fixed deposits	1.28	2.04
	<u>316.17</u>	<u>228.56</u>
<b>15 Other current assets</b>		
<b>Unsecured and considered good</b>		
Advance other than capital advances		
Advance to Suppliers	-	3.04
Prepaid Expense	15.07	10.29
Deferred payroll expense	0.21	0.26
Advances to Employees	1.26	-
Other tax paid under protest	0.152	-
Other Advances	0.20	2.41
	<u>16.89</u>	<u>16.00</u>

(This space has been intentionally left blank)



Particulars	As at March 31, 2023	As at March 31, 2022
<b>17 Other Equity</b>		
<b>General Reserve</b>		
Balance at the beginning of the year	7.22	7.22
Balance at the end of the year	<u>7.22</u>	<u>7.22</u>
<b>Retained Earnings</b>		
Surplus in the Statement of Profit and Loss		
Opening balance	480.80	361.16
Add:-		
Profit for the year as per Statement of Profit and Loss	272.53	111.44
Transfer from Employee stock option reserve for the ESOPs exercised and shares issued during the year (PY - Nil per share)	-	8.20
Balance at the end of the year	<u>753.33</u>	<u>480.80</u>
<b>Other Comprehensive Income</b>		
Opening balance	(11.85)	(4.43)
Add: Additions /(Deletions)	(5.96)	(7.42)
Balance at the end of the year	<u>(17.81)</u>	<u>(11.85)</u>
<b>Foreign Currency Translation Reserve</b>		
Opening balance	6.49	3.42
Add: Addition during the year	15.05	3.07
Balance at the end of the year	<u>21.54</u>	<u>6.49</u>
<b>Employee stock option reserve</b>		
Balance at the beginning of the year	22.84	18.08
Add: Stock Options accumulated during the year	18.76	12.96
(Less): Stock Options exercised during the year	-	(8.20)
Balance at the end of the year	<u>41.60</u>	<u>22.84</u>
<b>Total</b>	<u>805.88</u>	<u>505.51</u>
<b>18 Provisions [Non-current]</b>		
Provision for Employee benefits		
Provision for Compensated Absences	5.91	3.92
Provision for Gratuity	31.87	25.36
	<u>37.78</u>	<u>29.28</u>
<b>19 Borrowings[Current]</b>		
<b>Secured</b>		
a)Loans repayable on demand		
(i) from banks	-	-
	<u>-</u>	<u>-</u>

19.1 The Company is not declared as a wilful defaulter by any bank or financial institution or other lender.

19.2 Yes Bank Sanction terms

i) First pari passu on the current assets and movable fixed assets (Both present and future) except vehicle and other equipment hypothecated under

ii) First pari passu charge on Immovable fixed assets (both present & future).

iii) Unconditional and irrevocable personal guarantee of Mr. Snehashish Bhattacharjee, Mr. Debabrata Maiumdar and Mr. R Narayan.

v) Interest rate is charged at applicable rate of 1.30% [March 31, 2022- 1.30%] over and above bank external benchmark rate for overdraft and bill facilities respectively. This facility was closed during the year.

19.3 HDFC Bank sanction terms:

i) First pari passu on the current assets and movable fixed assets (Both present and future)

ii) First pari passu charge over current & future movable and immovable fixed assets of the company.

iii) Personal guarantee of Mr. Snehashish Bhattacharjee, Mr. Debabrata Maiumdar and Mr. R Narayan


iv) Lien of fixed deposit of ₹Nil [March 31, 2022 - ₹100] and interest accrued on such deposit.

v) Interest rate is charged at applicable rate 1.15% [March 31, 2022 - 1.15%] over 1 year MCLR [floating] for overdraft and for bills discounting mutually agreed by the company & the bank. This facility was closed during the year.

19.4 The terms of sanction relating to the above borrowings have expired and the Company is in the process of renewing the sanction.

19.5 Working capital facilities are debit balances as at the end of the current year and previous year, hence the same is disclosed in Cash & Bank Balance sheet.

19.6 There are no charges or satisfaction yet to be registered with Registrar of Companies beyond the statutory period.




DENAVE INDIA PRIVATE LIMITED

CIN - U85110DL1999PTC190362


NOTES TO CONSOLIDATED FINANCIAL STATEMENTS FOR THE YEAR ENDED MARCH 31, 2023

(All amounts are in Millions of Indian Rupees unless otherwise stated)

Particulars	As at	As at
	March 31, 2023	March 31, 2022
19.7 The Company has not defaulted in repayment of loans or other borrowings or in the payment of interest thereon to any lender.		
19.8 The above funds have not been availed/ utilised by the Company on account of or to meet the obligations of its subsidiaries, associates or joint vent above loans are not secured by way of pledge of securities held in its subsidiaries, joint ventures or associate companies. The above funds have not long term purposes of the Company		
19.9 There are no material differences in the amounts of current assets (provided as security for the above working capital facilities) reported in the retu submitted to the banks as at the end of each quarter and the books of account.		



Particulars	As at March 31, 2023	As at March 31, 2022
<b>20 Trade Payables</b>		
(At Amortised Cost)		
Dues of micro enterprises and small enterprises	50.84	13.48
Dues to Related parties	-	-
Dues of creditors other than micro enterprises and small enterprises	98.62	67.73
	<u>149.46</u>	<u>81.21</u>
<b>Trade payables (At Amortised Cost)</b>		
<b>(i) MSME</b>		
<b>a) Disputed</b>		
- Not due	-	-
- Less than 1 year	-	-
- 1-2 years	-	-
- 2-3 years	-	-
- More than 3 years	-	-
<b>b) Undisputed</b>		
- Not due	2.31	0.56
- Less than 1 year	0.99	2.44
- 1-2 years	-	-
- 2-3 years	-	-
- More than 3 years	-	-
<b>c) Provision</b>	47.54	10.47
<b>(ii) Others</b>		
<b>a) Disputed</b>		
- Not due	-	-
- Less than 1 year	-	-
- 1-2 years	-	-
- 2-3 years	-	-
- More than 3 years	-	-
<b>b) Undisputed</b>		
- Not due	8.01	11.97
- Less than 1 year	7.79	18.19
- 1-2 years	-	2.79
- 2-3 years	-	-
- More than 3 years	-	-
<b>c) Provision</b>	82.81	34.78
	<u>149.46</u>	<u>81.21</u>
<b>21 Other Financial Liabilities [Current]</b>		
<b>Others</b>		
Credit card dues	0.76	0.74
Employee benefits payable	194.90	212.95
	<u>195.66</u>	<u>213.69</u>
<b>22 Other Current Liabilities</b>		
Unaccrued revenue	9.09	17.18
Deferred Interest Income	0.95	1.49
Advance from Customers	8.96	2.37
Dues to Statutory Authorities	54.56	54.64
	<u>73.56</u>	<u>75.68</u>
<b>23 Provisions [current]</b>		
Provision for Income Tax	22.44	-
Provision for Employee benefits		
Provision for Compensated Absences	6.68	4.43
Provision for Gratuity	21.14	19.96
	<u>50.26</u>	<u>24.39</u>



## 16 Equity Share Capital

Particulars	As at	As at
	March 31, 2023	March 31, 2022
<b>Authorised:</b>		
5,00,00,000 (March 31, 2022 - 5,00,00,000) Equity shares of ₹ 1/- each	50.00	50.00
<b>Issued, Subscribed and Fully Paid up:</b>		
1,78,76,358 (March 31, 2022 - 1,78,76,358) number of equity Shares of ₹ 1/- each	17.88	17.88
	<b>17.88</b>	<b>17.88</b>

## 16.1 Reconciliation of shares at the beginning and at the end of the financial year

Particulars	As at March 31, 2023		As at March 31, 2022	
	No. of Shares	Amount in ₹	No. of Shares	Amount in ₹
As at the beginning of the financial year	1,78,76,358	17.87	1,73,73,741	17.37
Add: Shares issued during the financial year (Refer note below)	-	-	5,02,617	0.50
As at the end of the financial year	<b>1,78,76,358</b>	<b>17.86</b>	<b>1,78,76,358</b>	<b>17.87</b>

Note: The Company had issued the above equity shares pursuant to proceeds received from exercise of ESOPs and such funds were raised for the business purposes without specific purpose of utilisation in respect of such issue.

## 16.2 Particulars of shareholders holding more than 5% shares in the Company

Particulars	As at March 31, 2023		As at March 31, 2022	
	No. of shares held	% of holding	No. of shares held	% of holding
Updater Services Limited	96,66,329	54.07%	96,66,329	54.07%
Snehashish Bhattacharjee	31,63,748	17.70%	31,63,748	17.70%
Debabrata Majumdar	25,23,105	14.11%	25,23,105	14.11%
Ramaswamy Narayan	25,23,105	14.11%	25,23,105	14.11%

As per the records of the company, including its register of share holders/ members and other declarations received from shareholders regarding

## 16.3 Shareholding details of holding company

Particulars	As at March 31, 2023		As at March 31, 2022	
	No. of shares held	% of holding	No. of shares held	% of holding
Updater Services Limited	96,66,329	54.07%	96,66,329	54.07%

On 28th October 2021, Updater Services Limited ("UDS") has acquired 96,66,329 equity shares of the Company representing 54.07% of the issued and paid-up share capital of the Company, subsequent to which UDS is the holding company of the Company.


## 16.4 Shareholding details of promoters

## Equity Shares held in Parent Company by promoters as at March 31, 2023

Promoter name	No. of Shares	% of total shares	% Change during the year
Updater Services Limited	96,66,329	54.07%	0.00%
Snehashish Bhattacharjee	31,63,748	17.70%	0.00%
Debabrata Majumdar	25,23,105	14.11%	0.00%
Ramaswamy Narayan	25,23,105	14.11%	0.00%

## Equity Shares held in Parent Company by promoters as at March 31, 2022

Promoter name	No. of Shares	% of total shares	% Change during the year
Updater Services Limited	96,66,329	54.07%	54.07%
Snehashish Bhattacharjee	31,63,748	17.70%	12.96%
Debabrata Majumdar	25,23,105	14.11%	15.54%
Ramaswamy Narayan	25,23,105	14.11%	15.54%



#### 16.5 Shares reserved for issue under Employee Stock options

The Company's Employee stock option plan-2018 "ESOP-2018" came into effect from March 01, 2018. It was approved by the Board of Directors (the Board) in the meeting held on March 01, 2018, and by the members of the Company in the Extra Ordinary General Meeting held on March 01, 2018 and further modified vide Board resolution dated April 04, 2018; January 30, 2020 and December 31, 2020.

The Company's Employee stock option plan-2021 "ESOP-2021" came into effect from November 24, 2021. It was approved by the Board of Directors in the meeting held on November 23, 2021, and by the members of the Company in the Extra Ordinary General Meeting held on November 24, 2021.

The vesting period for conversion of Options is as follows:

One year from the date of acceptance of the offer :25%/10% of the Options vests  
On completion of two years from the grant of the offer : 25%/15% of the Options vests  
On completion of three years from the grant of the offer : 50%/15% of the Options vests  
On completion of four years from the grant of the offer : Nil%/60% of the Options vests

The Options have been granted at Exercise Price per share which shall be the Fair Value of the options at the time of grant or any other price as determined by the Compensation Committee. "Fair Value of Shares" means the Par Value of shares for employees granted options in the first year and thereafter, will mean the Book Value of the equity shares based on the latest audited annual accounts of the Company (or) such price as the Compensation Committee may decide from time to time.

#### 16.6 Terms and rights attached to equity shares:

- The Company has only one class of equity shares of ₹ 1/- each
- Each share holder is entitled to one vote for one share.
  
- In the event of liquidation of the company, the holders of equity shares will be entitled to receive remaining assets of the company after payment of all liabilities and preference shareholders. The distribution will be in proportion to the number of equity shares held by the shareholders.


#### 16.7 During the last five years ending March 31, 2023

- No Equity shares were allotted as fully paid up pursuant to contract(s) without payment being received in cash.
- No shares were allotted as fully paid up by way of bonus shares.
- No shares were bought back.


#### 16.8 Others

- There are no shares reserved for issue under options and contracts/commitments for the sale of shares/ disinvestment, except as stated in Note no. 18.5, pursuant to Employee Stock Option Plan - 2018/2021, where the total number of value of options granted by the Company shall not exceed 8% (March 31, 2022 - 8%) of the issued and paid up capital and free reserves of the Company at any point of time.
- There are no shares that have been issued, subscribed but not fully paid up.
- The Company has not issued any securities convertible into equity/preference shares
- There are no calls unpaid.
- There are no forfeited shares.

(The space has been intentionally left blank)



Particulars	For the year ended March 31, 2023	For the year ended March 31, 2022
<b>24 Revenue From Operations</b>		
<b>Sale of Services</b>		
a) Sales Enablement & Other support services		
Sales Enablement & Other support services	2,439.92	1,672.29
Add/(less) :		
Movement in unbilled revenue (closing - opening)	27.39	117.05
	<u>2,467.31</u>	<u>1,789.34</u>
b) Staffing Services		
Staffing Services	1,174.94	859.25
	<u>1,174.94</u>	<u>859.25</u>
	<b>(a+b) 3,642.25</b>	<b>2,648.60</b>
<b>Timing of revenue recognition</b>		
Services transferred over time	3,642.25	2,648.60
	<u>3,642.25</u>	<u>2,648.60</u>
<b>Contract Balances</b>		
Contract Assets - Trade Receivables	361.27	304.94
Contract Assets - Unbilled Revenue	312.06	224.23
Contract Liabilities - Advance from customers	8.96	2.37
<b>Reconciling the amount of revenue recognised in the statement of profit and loss with the contracted price: Revenue as per contracted price Adjustments:</b>		
- Estimated price concessions	-	-
	<u>-</u>	<u>-</u>
<b>25 Other Income</b>		
Interest Income		
- on fixed deposits	3.69	1.52
- on income tax refund	2.26	-
- on unwinding deposits (Ind AS 109)	0.54	0.60
- on unwinding employee loans (Ind AS 109)	0.32	0.18
Foreign exchange fluctuation (net)	-	10.67
Other Non-Operating Income	0.60	2.32
	<u>7.41</u>	<u>15.29</u>
<b>26 Cost of Services</b>		
Cost of Services	2,657.80	1,954.54
	<u>2,657.80</u>	<u>1,954.54</u>
Note: Cost of services above consists of direct employee costs and other direct costs relating to the revenue from operations.		
<b>27 Employee Benefits Expense</b>		
Salaries and allowances	404.25	358.77
Contribution to Provident and Other Funds	11.58	8.98
Gratuity expense	1.28	10.72
Share based payments to employees	21.92	12.96
Staff Welfare Expenses	14.58	4.69
	<u>453.61</u>	<u>396.11</u>
<b>28 Finance Costs</b>		
Interest on borrowings	0.08	2.02
Other Finance Charges		
- Loan/Card processing charges	0.19	0.17
Interest on Employee loans under Ind AS 109	0.31	0.21
Interest on lease liabilities under Ind AS 116	2.22	1.25
	<u>2.80</u>	<u>3.65</u>
<b>29 Depreciation and amortisation expense</b>		
Depreciation of property, plant & equipment	14.75	6.60
Amortisation of intangible assets	0.12	9.40
Depreciation of Right-of-use assets	10.17	10.76
	<u>25.04</u>	<u>26.76</u>




## DENAVE INDIA PRIVATE LIMITED

CIN - U85110DL1999PTC190362

## NOTES TO CONSOLIDATED FINANCIAL STATEMENTS FOR THE YEAR ENDED MARCH 31, 2023

(All amounts are in Millions of Indian Rupees unless otherwise stated)

Particulars	For the year ended March 31, 2023	For the year ended March 31, 2022
30 Other Expenses		
Rent	13.96	12.79
Electricity Charges	6.33	5.19
Repair & Maintenance	3.96	-
Repairs Office	2.90	2.12
- Others	2.76	4.61
Insurance	9.20	11.13
Rates & taxes	0.89	1.99
Legal & professional charges	29.98	20.14
Independent Directors Sitting Fee	0.45	-
Discount on services rendered	14.47	9.39
Licence Fee	17.15	11.73
Travelling and Conveyance	8.92	1.44
Communication Expenses	20.05	17.06
Computer Hire Charges	17.76	23.66
Recruitment & Training expenses	15.66	9.32
Printing & Stationery	0.97	0.59
Allowance for bad and doubtful deposits	0.81	-
Allowance for bad and doubtful debts/ (reversal)	5.88	(2.02)
Corporate Social Responsibility Expenditure [Refer Note 30.2]	1.54	1.29
Bank Charges	0.85	0.74
Foreign Exchange Fluctuation (Net)	4.59	-
Marketing Expenses	18.66	13.53
Miscellaneous Expenses	4.62	0.55
	<b>202.36</b>	<b>145.24</b>





31 Income Tax

a. The components of income tax expense for the year ended March 31, 2023 and March 31, 2022 are:

Particulars	For the Year ended March 31, 2023	For the Year ended March 31, 2022
Current tax	53.41	23.96
Adjustment in respect of current income tax of prior years	(2.61)	(0.06)
Deferred tax relating to origination and reversal of temporary differences (Refer Note (a) below)	(15.28)	2.25
<b>Income tax expense reported in statement of profit and loss</b>	<b>35.52</b>	<b>26.15</b>
<b>OCI Section</b>		
<b>Deferred tax related to items recognised in OCI during the year:</b>		
Fair value changes		
Net loss/(gain) on remeasurements of defined benefit plans	(7.96)	(10.32)
<b>Income tax charged to OCI</b>	<b>2.00</b>	<b>2.90</b>

Note : Includes MAT credit entitlement of ₹ Nil (March 31, 2022 - ₹1.22 Millions) credited to the Statement of Profit and Loss.

b. Reconciliation of the total tax charge:


The tax charge shown in the statement of profit and loss differ from the tax charge that would apply if all the profits had been charged at India corporate tax rate. A reconciliation between the tax expense and the accounting profit multiplied by India's domestic tax rate is, as follows:

Particulars	For the Year ended March 31, 2023	For the Year ended March 31, 2022
Accounting profit before tax	308.05	137.59
Less: Accounting profit before tax that taxed at different rates*	177.70	44.27
Accounting profit before tax	130.35	93.32
At India's statutory income tax rate applicable to the Company	25.17%	27.82%
<b>Profit before income tax multiplied by enacted tax rate</b>	<b>32.80</b>	<b>25.96</b>
Adjustments in respect of current income tax of previous year	(2.61)	(0.06)
Effect of temporary differences	(9.04)	8.17
Effect of non-deductible expenses	0.50	0.47
Additional deduction under Income Tax based on employment generation and other permanent	(11.51)	(7.12)
Other adjustments including adjustments for change in effective tax rate	4.13	(0.16)
<b>Income tax expense reported in the statement of profit or loss</b>	<b>14.31</b>	<b>27.26</b>

Note: the profit before tax pertaining to subsidiaries in geographic locations other than India where income is taxed at different rates are being reduced for the purpose of the above reconciliation.

c. The following table shows deferred tax recorded in the balance sheet and changes recorded in the Income tax expense:

Particulars	Balance sheet	
	For the Year ended March 31, 2023	For the Year ended March 31, 2022
Effect of temporary difference on account of depreciation	6.08	7.55
Effect of temporary differences on account of expenses	35.67	18.93
<b>Ind AS impact</b>		
Actuarial gain or loss on OCI	7.00	5.00
<b>Net deferred tax asset / (liabilities)</b>	<b>48.75</b>	<b>31.47</b>



Particulars	Statement of profit and loss	
	For the Year ended March 31, 2023	For the Year ended March 31, 2022
Effect of temporary difference on account of depreciation	1.47	8.23
Effect of temporary differences on account of expenses	(16.75)	(7.65)
MAT credit	-	(1.22)
Ind AS impact	-	-
Actuarial gain or loss on OCI	(2.00)	2.90
Deferred tax charge/(credit)	<u>(17.28)</u>	<u>2.25</u>

d. Reconciliation of deferred tax assets/(liabilities)		
Particulars	For the Year ended March 31, 2023	For the Year ended March 31, 2022
Opening balance	31.47	32.05
Tax income/(expense) during the year recognised in profit or loss	15.27	(2.25)
Tax income/(expense) during the year recognised in OCI	2.00	2.90
Movement in MAT credit balance (adjusted in tax provisions)	-	(1.22)
Closing balance	<u>48.74</u>	<u>31.47</u>

e. There are no transactions that are not recorded in the books of account that have been surrendered or disclosed as income during the year in the tax assessments under the Income Tax Act, 1961

f. Provision for tax has been made considering the normal provisions of income tax based on management's computation.

g. The Company has opted for tax under section 115BAA of the Income-tax Act, 1961 from assessment year 2022-23. In view of this, the tax rate considered is 25.17% for the purpose of computation of current tax and deferred tax above. (FY : 2021-22 - 27.82%)

### 32 Earnings per Equity Share

Particulars	For the Year ended March 31, 2023	For the Year ended March 31, 2022
Profit/(Loss) attributable to Equity Shareholders	272.53	111.44
Number of equity shares at the year end	1,78,76,358	1,78,76,358
Weighted Average Number of Equity Shares	1,78,76,358	1,76,25,050
Add: Number of dilutive potential equity shares on account of ESOPs	8,26,813	5,51,334
Weighted Average diluted Number of Equity Shares	1,87,03,171	1,81,76,384
Basic Earnings per Share in ₹	<u>15.25</u>	<u>6.23</u>
Diluted Earnings per Share in ₹	<u>14.57</u>	<u>6.13</u>

### 33 Disclosure pursuant to Ind AS 19 "Employee benefits"

#### Defined Contribution Plan


The Company makes contributions to Provident Fund which are defined contribution plan for qualifying employees. The Company recognized Rs. 743.76 Millions (March 31, 2022: Rs. 813.38 Millions) for Provident Fund contributions in the statement of profit and loss under the heads of Cost of services and employee benefits expense.

#### Defined Benefit Plan

The Company has a defined benefit gratuity plan which is unfunded. The gratuity plan is governed by the Payment of Gratuity Act, 1972. Every employee who has completed five years or more of service gets a gratuity on leaving the service of the company at 15 days salary (last drawn salary) for each completed year of service.

The following tables summaries the components of net benefit expense recognized in the statement of profit and loss and the funded status and amounts recognized in the balance sheet for the gratuity plan.

Particulars	As at	As at
	March 31, 2023	March 31, 2022
Present value of funded obligations	53.00	45.32
Fair value of planned assets	-	-
Defined Benefit obligation/(asset)	<u>53.00</u>	<u>45.32</u>



**Post employment defined benefit plan**

	For the year ended March 31, 2023	For the year ended March 31, 2022
Net benefit expense recognised in statement of profit and loss under employee benefit expenses (Note 27) and cost of services (Note 26)		
Current service cost	7.80	8.65
Past service cost	-	-
Net Interest on net defined benefit liability/ (asset)	3.29	1.97
<b>Net benefit expense</b>	<b>11.09</b>	<b>10.62</b>

**Balance Sheet****Details of changes in present value of defined benefit obligations as follows:**

Particulars	As at March 31, 2023	As at March 31, 2022
Defined benefit obligation at the beginning of the year	45.32	29.19
Current service cost	7.80	8.65
Past Service Cost	-	-
Interest cost on benefit obligations	3.29	1.97
Re-measurements due to:		
a. Actuarial changes arising from changes in demographic assumptions	7.96	10.32
Benefits paid	(11.37)	(4.82)
<b>Benefit obligation at the end of the year</b>	<b>53.00</b>	<b>45.32</b>
Actual return on plan assets:	Nil	Nil
Remeasurement gain/ (los) in other comprehensive income (OCI)	As at March 31, 2023	As at March 31, 2022
<b>Actuarial gain/ (loss) on obligation</b>		
Actuarial (Gain)/Loss on arising from Change in Demographic Assumption	-	-
Actuarial changes arising from changes in financial assumptions	(1.47)	(4.78)
Experience Adjustments	25.76	15.10
Return on Plan assets, excluding amount included in net interest on the net defined benefit liability. (asset)	-	-
<b>Benefit obligation at the end of the year</b>	<b>24.29</b>	<b>10.32</b>

The principal assumptions used in determining gratuity obligations for the Company's plans are shown below:

Particulars	As at March 31, 2023	As at March 31, 2022
Salary Growth Rate	5.50%	5.50%
Discount Rate	7.39%	7.26%
Withdrawal Rate		
-Up to 30 Years	90%	90%
-From 31 to 44 years	50%	50%
-Above 44 years	40%	40%
Mortality	100% of IALM (2012 - 14)	100% of IALM (2012 - 14)
Expected average remaining working life (in years)	26.99	27.17

A quantitative sensitivity analysis for significant assumptions are as shown below:

Assumptions	Sensitivity Level	As at March 31, 2023	As at March 31, 2022
Discount Rate	Increase by 0.50%	(0.43)	(0.35)
Discount Rate	Decrease by 0.50%	0.44	0.36
Further Salary Increase	Increase by 0.50%	0.41	0.34
Further Salary Increase	Decrease by 0.50%	(0.41)	(0.33)


The weighted average duration of the defined benefit obligation as at March 31, 2023 is 5 years (March 31, 2022: 5 years)

The estimates of future salary increases, considered in actuarial valuation, take account of inflation, seniority, promotion and other relevant factors, such as supply and demand in the employment market.

The principal assumptions used in determining leave encashment obligations for the Company's plans are shown below:

The discount rate is based on the prevailing market yields of Government of India securities as at the balance sheet date for the estimated term of the obligations.

The estimate of future salary increases considered, takes into account the inflation, seniority, promotion, increments and other relevant factors.



34 Contingent liabilities and commitments

(A) Contingent Liabilities

Particulars	As at March 31, 2023	As at March 31, 2022
(a) Claims against the company not acknowledged as debt		
(i) Income Tax demands for AY 2016-17 against which entire amount is paid under protest	13.70	13.70
(iii) Profession tax demands(against this company has paid Rs. 0.15 Millions under protest )	0.60	-
(ii) Disputed Income tax refunds for AY 2020-21 against which Company has filed appeal before National Faceless Appeal Centre (NFAC).	21.00	-
(b) Performance Bank guarantee	-	0.50

The Company is confident that above disputed tax matters will be ultimately settled in Company's favours and hence in view of the Management, no provision is considered necessary at this stage.

(B) Commitments

Estimated amount of contracts remaining to be executed on capital account (net of capital advances, if any) - ₹. 5.12 Millions (March 31 2022: Nil)

35 Lease Disclosures

Operating Lease :

Lease disclosures under Ind AS 116

The Company has lease contracts for buildings used in its operations. Lease of certain building property has lease period of more than 2 years for which Lease accounting is adopted under IndAS 116 and Right of use of Asset and Lease Liability are recognised.

The Company leases of other properties have lease terms with non-cancellable lease period of 12 months or less. The Company applies the 'short-term lease' and 'lease of low-value assets' recognition exemptions for these leases. The Company's obligations under its leases are secured by the lessor's title to the leased assets.

Rent Expense includes expense incurred relating to Short term leases and leases of low value assets amounting to March 31, 2023 - ₹17.22 Millions and March 31, 2022- ₹15.44 Millions


Total Cash outflow for leases including outflow for short term and low value leases is March 31, 2023 - ₹28.36 Millions and March 31, 2022- ₹27.49 Millions

The details of carrying amounts of lease liabilities (included under interest-bearing loans and borrowings) and the movements during the year are as follows:

Particulars	As at March 31, 2023	As at March 31, 2022
As at beginning of the year	26.79	8.71
Additions	-	28.89
Accretion of interest	2.22	1.25
Payments	(11.15)	(12.06)
Closing Balance	<u>17.87</u>	<u>26.79</u>
Lease liabilities - Current	9.84	8.93
Lease liabilities - Non Current	8.03	17.86

The details of the contractual maturities of lease liabilities on an undiscounted basis are as follows

Particulars	As at March 31, 2023	As at March 31, 2022
Less than one year	11.15	11.15
One to five years	8.36	19.50
More than five years	-	-
<b>Total</b>	<u>19.50</u>	<u>30.65</u>



## 36 Related Party Disclosures:

## A. Details of related parties

Name of the related party	Relationship
Updater Services Limited	Holding Company (w.e.f October 28, 2021)
Denave Europe Limited, UK	Wholly Owned
Denave (M) SDN BHD, Malaysia	Wholly Owned Subsidiary
Denave Pte Ltd, Singapore	Entity under control
Denave SG Pte Ltd, Singapore	Wholly Owned Subsidiary
Denave Poland Sp. Z.o.o., Poland	Wholly Owned Subsidiary
Matrix Business Services India Private Limited	Entity under joint control
Mr Snehashish Bhattacharjee	Key Management Personnel (Whole-time Director)
Mr Debabrata Majumdar	Key Management Personnel (Director)
Mr Ramaswamy Narayan	Key Management Personnel (Director)
Mr. Raghunandana Tangirala	Key Management Personnel (Nominee Director)
Mr. Balaji Swaminathan	Key Management Personnel (Nominee Director)
Mr. Saravanan Ramachandran Chittary	Key Management Personnel (Nominee Director)
Mr. Pondicherry Chidambaram Balasubramanian	Key Management Personnel (Nominee Director)
Muthya P Narayanachary	Key Management
Mr.Subinder Jeet Singh Khurana	Key Management Personnel (Independent Director)
Mr.Sunil Rewachand Chandiramani	Key Management Personnel (Independent Director)
Mr. Debashish Bhattacharya	Relative of Key Management Personnel

## B. Details of Related Party Transactions during the year

Particulars	For the year ended March 31, 2023	For the year ended March 31, 2022
<b>Reimbursement of Expenses</b>		
Mr Snehashish Bhattacharjee	-	0.04
<b>Stock options issued to employees of the company</b>		
Updater Services Limited	3.16	-
(Includes Rs.0.72 Millions relating to ESOPs granted by the holding company to Mr Snehashish Bhattacharjee, whole time director of the company)		
<b>Revenue from rendering services</b>		
Updater Services Limited	-	0.92
Matrix Business Services India Private Limited	0.65	0.07
<b>Services availed from</b>		
Matrix Business Services India Private Limited	0.24	-
Debashish Bhattacharya	1.20	-

## C. Balance outstanding as at the year end:

Particulars	As at March 31, 2023	As at March 31, 2022
<b>Due from</b>		
Mr Snehashish Bhattacharjee	0.01	0.01
<b>Due to</b>		
Mr Debabrata Majumdar	-	0.00
Mr Debashish Bhattacharya	0.10	-

## D. Compensation of key management personnel of the Group:


Particulars	For the year ended March 31, 2023	For the year ended March 31, 2022
<b>Directors</b>		
Short-term employee benefits		
Salary and allowances (Refer note below)	23.06	21.20
Employer contribution to Provident fund (defined contribution)	1.31	1.08
Independent Directors Sitting Fee	0.45	-
<b>Total</b>	<b>24.82</b>	<b>22.29</b>

Note: 36 (D) (a) The remuneration to the key managerial personnel does not include the provisions made for gratuity and leave benefits, as these are determined on an actuarial basis for the Company as a whole.

E. During the year, the Company has not granted any loans or advances in the nature of loans to promoters, Directors, KMPs and the related parties (as defined under Companies Act, 2013), either severally or jointly with any other person during the year or outstanding as at the balance sheet date.

F. All the above related party transactions are in compliance with section 177 and section 188 of the Companies Act, where applicable.

G. The Company has not entered into any non-cash transactions with its directors or persons connected with its directors.



37 Capital Management

The primary objective of the Company's capital management policy is to maximise shareholder value.

For the purpose of the Company's capital management, capital includes issued equity capital and all other equity reserves attributable to the equity holders.

The Company manages its capital structure and makes adjustments to it in light of changes in economic conditions and requirements of the financial covenants. The company is not subject to any externally imposed capital requirements. In order to maintain or adjust the capital structure, the Company may adjust the amount of dividend payment to shareholders, return capital to shareholders or issue new shares under constant review by the Board.

The Company monitors capital using a gearing ratio, which is net debt divided by total equity. The Company includes within net debt, interest bearing loans and borrowings (including bonds), trade and other payables, less cash and cash equivalents.

Particulars	As at March 31, 2023	As at March 31, 2022
Borrowings	-	-
Trade Payables	149.46	81.21
Other Payables	269.22	289.37
Less: Cash & Cash equivalents	(339.24)	(252.41)
<b>Net Debt - (a)</b>	<b>79.44</b>	<b>118.18</b>
Equity Share Capital	17.88	17.88
Other equity	805.88	505.51
<b>Total Equity (b)</b>	<b>823.76</b>	<b>523.39</b>
Capital and net debt (c=a+b)	903.20	641.57
Gearing Ratio (a/c)	8.80%	18.42%

38 Fair Value Measurement

Fair value is the price that would be received to sell an asset or paid to transfer a liability in an orderly transaction in the principal (or most advantageous) market at the measurement date under current market conditions (i.e., an exit price), regardless of whether that price is directly observable or estimated using a valuation technique. In order to show how fair values have been derived, financial instruments are classified based on a hierarchy of valuation techniques.

A. Fair Value Hierarchy of assets and liabilities

Set out below is a comparison, by class, of the carrying amounts and fair values of the group financial instruments. This table does not include the fair values of non-financial assets and non-financial liabilities.

Particulars	Level	Carrying Value		Fair value	
		As at March 31, 2023	As at March 31, 2022	As at March 31, 2023	As at March 31, 2022
<b>Financial Assets</b>					
Loans- Non current	3	0.66	1.58	0.66	1.58
Loans- Current	3	3.24	1.29	3.24	1.29
Trade receivables	3	361.27	304.94	361.27	304.94
Bank balances (other than above)- Current	1	142.61	-	142.61	-
Cash and cash equivalents	1	339.24	252.41	339.24	252.41
Other Financial Assets	3	331.56	262.96	331.56	262.96
		<b>1,178.58</b>	<b>823.18</b>	<b>1,178.58</b>	<b>823.18</b>
<b>Financial Liabilities</b>					
Borrowings	3	-	-	-	-
Trade Payables	3	149.46	81.21	149.46	81.21
Lease Liabilities - Non Current	3	8.03	17.87	8.03	17.87
Lease Liabilities - Current	3	9.84	8.93	9.84	8.93
Other current financial liabilities	3	195.66	213.69	195.66	213.69
		<b>362.99</b>	<b>321.70</b>	<b>362.99</b>	<b>321.70</b>

There have been no transfers between the levels during the year.


B. Valuation techniques

Short-term financial assets and liabilities

For financial assets and financial liabilities that have a short-term maturity (less than twelve months), the carrying amounts, which are net of impairment, are a reasonable approximation of their fair value. Such instruments include: cash and balances, Trade receivables, balances other than cash and cash equivalents and trade payables without a specific maturity. Such amounts have been classified as Level 3 on the basis that no adjustments have been made to the balances in the balance sheet.

Financial liability at amortised cost

The fair values of financial liability held-to-maturity are estimated using a effective interest rate model based on contractual cash flows using actual yields.



**39 Financial risk management objectives and policies**

The Company's principal financial liabilities is borrowings and trade payables. The main purpose of these financial liabilities is to raise finance for the Company's operations.

The Company has various financial assets such as loan, trade and other receivables, cash and short-term deposits, which arise directly from its operations.

The Company is exposed to credit risk and liquidity risk. The Company's Board of Directors oversees the management of these risks. The Company's risk management assessment and policies and processes are established to identify and analyse the risks faced by the Company, to set appropriate risk limits and controls, and to monitor such risks and compliance with the same. The following disclosures summarises the company's exposure to financial risks:

**Credit risk**

Credit risk is the risk that counterparty will not meet its obligations under a financial instrument or customer contract, leading to a financial loss. Credit risk encompasses of both, the direct risk of default and the risk of deterioration of creditworthiness as well as concentration of risks. Credit risk is controlled by analysing credit limits and creditworthiness of customers on a continuous basis to whom the credit has been granted after obtaining necessary approvals for credit. The Company is exposed to credit risk from its operating activities (primarily trade receivables).

**Trade and other receivables**

In cases of customers where credit is allowed, the average credit period on such sale of goods ranges from 1 day to 90 days. The customer credit risk is managed by the Company's established policy, procedures and control relating to customer credit risk management. Credit quality of a customer is assessed based on the individual credit limits are defined in accordance with this assessment and outstanding customer receivables are regularly monitored.

Ind AS requires an entity to recognise in profit or loss, the amount of expected credit losses (or reversal) that is required to adjust the loss allowance at the reporting date to the amount that is required to be recognised in accordance with Ind AS 109. The Company assesses at each date of statements of financial position whether a financial asset or a Company of financial assets is impaired. Expected credit losses are measured at an amount equal to the 12 month expected credit losses or at an amount equal to the life time expected credit losses if the credit risk on the financial asset has increased significantly since initial recognition.

The Company has used a practical expedient by computing the expected credit loss allowance for trade receivables based on a age wise provision matrix which is prepared considering the historical data for collection of receivables.

**Exposure to credit risk:**

The carrying amount of financial assets represents the maximum credit exposure. The maximum exposure to credit risk is ₹361.25 Millions (March 31, 2022 - ₹304.94 Millions), being the total of the carrying amount of balances with trade receivables.

**Foreign currency risk:**


The company's revenue and net investment in subsidiaries are in Indian rupees, as a result there is no exposure to the risk of changes in foreign exchange rates. Consequently, the company does not uses derivative financial instruments, such as foreign exchange forward contracts, to mitigate the risk of changes in foreign currency exchange rates in respect of is forecasted cash flows and trade receivables.

Below is the summary of unhedged foreign currency exposure of Company's financial assets and liabilities.

Particulars	As at March 31, 2023		As at March 31, 2022	
	Foreign currency	Amount in ₹ (Millions)	Foreign currency	Amount in ₹ (Millions)
<b>Hedged by derivative instruments</b>				
USD forward contract				
<b>Not hedged by derivative instruments</b>				
USD Receivable	6,78,445	54.69	25,00,930	188.07
<b>Total</b>		<b>54.69</b>		<b>188.07</b>

**Effect on profit before tax:**

	Year ended March 31, 2023	Year ended March 31, 2022
Increase in rate by 2%	1.09	3.76
Decrease in rate by 2%	(1.09)	(3.76)



**Interest rate risk:**

Interest rate risk is the risk that the fair value or future cash flows of the Company's financial instruments will fluctuate because of changes in market interest rate.

**Liquidity risk:**

Liquidity risk is the risk that the Company will not be able to meet its financial obligations as they become due. The objective of liquidity risk management is to maintain sufficient liquidity and ensure that funds are available to meet its liabilities when due, under both normal and stressed conditions, without incurring unacceptable losses or risking damage to the Company's reputation. The Company monitors its risk of a shortage of funds on a regular basis. The Company's objective is to maintain a balance between continuity of funding and flexibility through the use of bank overdrafts.

All financial liabilities are due within 1 year from the balance sheet date. The existing surplus funds along with the cash generated by the company are sufficient to meet its current obligations

The table below provides details regarding the contractual maturities of financial liabilities based on contractual undiscounted payments:

**As at March 31, 2023**

Particulars	On Demand	Less than 12 months	more than 12 months	Total
Borrowings	-	-	-	-
Trade Payables	-	149.46	-	149.46
Other financial liabilities	-	195.66	-	195.66
Lease Liabilities	-	9.84	8.03	17.87
	-	354.96	8.03	362.99

**As at March 31, 2022**


Particulars	On Demand	Less than 12 months	more than 12 months	Total
Borrowings	-	-	-	-
Trade Payables	-	81.21	-	81.21
Other financial liabilities	-	213.69	-	213.69
Lease Liabilities	-	8.93	17.87	26.80
	-	303.83	17.87	321.70

**40 Segment Reporting**

The Company has identified business segments as its primary segment and geographic segments as its secondary segment. Business segments are primarily Sales Enablement, Staffing services, and Other Support Services. Revenues and expenses directly attributable to segments are reported under each reportable segment.

Expenses which are not directly identifiable to each reportable segment have been allocated on the basis of associated revenues of the segment. All other expenses which are not attributable or allocable to segments have been disclosed as Unallocable expenses.

Geographical revenues are allocated based on the location of the customer. Geographic segments of the Company are broadly classified as "In India" and "outside India".






A. Primary segments - Business Segments

Particulars	Sales Enablement services	Staffing Services	Other Support services	Total
i) Revenue from operations	1,120.17 (871.84)	917.14 (690.98)	1,604.94 (1,085.77)	3,642.25 (2,648.60)
ii) Identifiable operating expenses	878.65 (681.31)	856.45 (617.08)	922.70 (656.16)	2,657.80 (1,954.54)
iii) Allocated expenses	160.13 (148.61)	38.95 (57.65)	456.89 (335.08)	655.97 (541.33)
ii) Segment results	81.39 (41.93)	21.74 (16.26)	225.35 (94.53)	328.48 (152.72)
iii) Unallocable Expenses				27.84 (30.42)
iv) Other Income				7.41 (15.29)
v) Profit before tax				308.05 (137.59)
vi) Income Tax expense				35.52 (26.15)
vii) Other Comprehensive Income				5.96 (7.42)
viii) Profit after tax				266.57 (104.02)
<b>ix) Other Information</b>				
Segment assets	316.84 (202.78)	384.68 (143.51)	551.64 (240.59)	1,253.16 (586.88)
Unallocable assets				95.19 (387.56)
Total assets				1,348.35 (974.43)
Unallocable liabilities				1,348.35 (974.43)
Total liabilities				1,348.35 (974.43)
Capital expenditure				32.70 (54.79)
Depreciation & Amortisation expense				25.04 (26.76)
Non-cash expenses other than depreciation and amortisation				24.16 (19.55)
<b>B. Secondary segments - Based on Geographical location of the customer</b>				
Particulars	In India	Outside India	Total	
i) Revenue from operations	2,037.31 (1,562.83)	1,604.94 (1,085.77)	3,642.25 (2,648.60)	
ii) Segment assets	701.53 (346.29)	551.64 (240.59)	1,253.16 (586.88)	
iii) Capital expenditure	18.53 (49.53)	14.17 (5.26)	32.70 (54.79)	

Notes to Segment reporting:



- 1) Segment assets are identified based on the receivables from the business segment or geographic segment, the capital expenditure is not differentiable between various segments and is Unallocable hence the same is disclosed as Unallocable.  
2) Previous years figures are given in brackets. Previous year negative figures are given without brackets.

**41 Share-based payments:**

The Company's Employee stock option plan-2018 "ESOP-2018" came into effect from 01st March, 2018. It was approved by the Board of Directors (the Board) in the meeting held on 01st March, 2018, and by the members of the Company in the Extra Ordinary General Meeting held on 01st March, 2018 and further modified vide Board resolution dated 4th April, 2018; 30th January, 2020 and 31st December 2020.

The Company's Employee stock option plan-2021 "ESOP-2021" came into effect from 24th November, 2021. It was approved by the Board of Directors (the Board) in the meeting held on 23rd November, 2021, and by the members of the Company in the Extra Ordinary General Meeting held on 24th November, 2021.

Pursuant to a resolution of the Board of Directors dated 04th April 2018 and a resolution of the Shareholders dated 30th April 2018, the size of the ESOP pool was amended. Further, amendments were made to vesting period for 2017-18-Block-I and 2017-18-Block-II and 2020-21 Block and to a few other clauses.

The compensation cost of stock options granted to employees has been accounted by the Company using the fair value method as per Ind AS 102 - Share based payments.

When exercisable, each option is convertible into one equity share.

All the options shall be exercised within the exercise period of 84 months from the date of vesting by paying in full the stipulated exercise price per share after which any unexercised options will lapse.


The expense recognised (net of reversal) for share options during the year is ₹18.77 Millions (March 2022: ₹12.96 Millions)

**A. Details of ESOP 2018**

Particulars	2017-18	2017-18	2018-19	2020-21	2020-21	2021-22	2022-23
Date of grant	10-Mar-18	30-Apr-18	30-Apr-18	22-Apr-20	30-Dec-20	30-Apr-21	18-Aug-22
Number granted	2,97,750	2,97,750	2,37,987	47,975	2,35,000	1,37,000	-
Surrendered	37,975	-	-	-	-	-	-
Fresh Grant	-	-	-	-	-	-	-
Total	2,59,775	2,97,750	2,37,987	47,975	2,35,000	1,37,000	-
Exercise price (in ₹)	1	1	1	1	1	1	1
Vesting period	1 year	1 year	1-3 years	1-3 years	1-3 years	1-3 years	1-4 years
Vesting 25%	10-Mar-19	30-Apr-19	30-Apr-19	22-Apr-21	30-Dec-21	30-Apr-22	Refer note 5
Vesting 25%	10-Mar-20	30-Apr-20	30-Apr-20	22-Apr-22	30-Dec-22	30-Apr-23	
Vesting 50%	10-Mar-21	30-Apr-21	30-Apr-21	22-Apr-23	30-Dec-23	30-Apr-24	
Vesting conditions	There shall be a period of one year between the date of grant of Options and the vesting of Options. The vesting is subject to other vesting conditions as per ESOP 2018/2021 as amended from time to time						
Method of settlement	Equity	Equity	Equity	Equity	Equity	Equity	Equity
Modification in terms	Refer note 1 below	Refer note 1 below	Refer note 2 below	Refer note 3 below	Refer note 4 below	Nil	Nil

**Note :**

- The vesting period has been modified to 100% of the Options - One year from the date of acceptance of the offer by the Compensation committee considering that the said change is not detrimental to the interest of the participating employees.
- The vesting period has been modified to 100% of the Options -
  - 50% of the options will vest to the employees after one year from the date of acceptance of the offer, 25% after two years from the date of acceptance of the offer and 25% after three years from the date of acceptance of the offer
  - One year from the date of acceptance of the offer by the Compensation committee for one employee considering that the said change is not detrimental to the interest of the participating employees.
- The options includes options which were allotted to the eligible employees from those surrendered in "2017-18 Block I". The vesting period has been modified to 100% of the Options - One year from the date of acceptance of the offer by the Compensation committee for one employee considering that the said change is not detrimental to the interest of the participating employees.
- The options includes options which were allotted to the eligible employees from those surrendered in "2017-18 Block I". Vesting period has been modified to 100% of the options as at the year end for one of the employees considering that the said change is not detrimental to the interest of the participating employees.
- Vesting period is 10% at the end of first year, 15% at the end of second year, 15% at the end of third year and 60% at the end of fourth year.



B. Movement in the options granted to employees

Particulars	Number of options	
	As at March 31, 2023	As at March 31, 2022
Outstanding at the beginning of the year	7,12,870	10,78,487
Options granted during the year	7,47,000	1,37,000
Options exercised during the year	-	(5,02,617)
Options surrendered during the year	-	-
Weighted average exercise price per option	1	1
Outstanding at the end of the year	14,59,870	7,12,870
Exercisable at the end of the year	4,56,370	4,22,120

C) Fair value of options granted

The following inputs have been used for computing the weighted average fair value:

Particulars	As at March 31, 2023	As at March 31, 2022
Exercise price	1	1
Expected volatility	23.2900%	0.0001%
Expected dividend yield (%)	-	-
Risk free interest rates	6.52%	6.14%
Expected life of the option	7 years	7 years
Weighted average share price	72.54	67.31
Fair Value of the Option	71.54	66.31

Note: The expected life of the share options is based on historical data and current expectations and is not necessarily indicative of exercise patterns that may occur. The expected volatility reflects the assumption that the historical volatility over a period similar to the life of the options is indicative of future trends, which may not necessarily be the actual outcome.

41.A Share-based payments - Holding company options

Employee Stock Option Plan 2022

The shareholders of Updater Services Limited (Holding company) approved Employee Stock Option Schemes "Updater Employee Stock Option Plan 2022" ("ESOP 2022" or "Plan") on December 3, 2022. The primary objective of the above schemes is to reward certain employees of holding Company and its subsidiaries for their association, dedication and contribution to the goals of the Company.

Under the Scheme, 315,000 options were granted to the certain employees at an exercise price of 300 in multiple tranches. The options issued under the plan has a term of 1-4 years as provided in the stock options grant letter and vest based on the tenure served by such employees

The Holding Company has also granted certain options during the year to such employees which vest based on non-market linked performance conditions related to the Company over a 4 year period which is stipulated in the respective grant letters issued to the employees. The performance condition has been communicated to respective employees. Further, the Plan also provides ability for the employee to catch up any unvested options for a particular Tranche in the next year provided the performance conditions specified for the next financial year are achieved.

When exercisable, each option is convertible into one equity share of Face value of Rs 10- each fully paid up

Management has estimated and also considered future projections in determining the number of options expected to be vested and has accounted for the ESOP expense accordingly.


The expense recognised for share options during the year ended March 31, 2023 is INR 3.16 million [March 31 2022: INR Nil]. This amount will be paid by the Company to its holding Company in connection with the ESOP plan.

A. Details of ESOP 2022

Name of scheme - ESOP 2022	Tenure Based Tranche - T 1	Performance based Tranche - E 1	Tenure Based Tranche - T 2	Performance based Tranche - E 2
	Date of grant	16 December 2022	16 December 2022	04 March 2023
Number granted	1,50,996	1,51,004	6,500	6,500
Exercise price (in ₹)	300	300	300	300
Vesting period	4 Years Graded	4 Years Graded	4 Years Graded	4 Years Graded
Vesting conditions	Service Condition - Tenure based	Service Condition - Tenure based	Service Condition - Tenure based	Service Condition - Tenure based
Method of settlement	Equity-Settled	Equity-Settled	Equity-Settled	Equity-Settled
Method of Accounting	Fair Value	Fair Value	Fair Value	Fair Value
Method of valuation	Black Scholes	Black Scholes Model	Black Scholes Model	Black Scholes Model

B. Movement in the options granted to employees

Particulars	Number of options	
	As at	As at
Outstanding at the beginning of the year	-	-
Options granted during the year	3,15,000	-
Weighted average exercise price per option(₹)	300	-
Options exercised during the year	-	-
Options surrendered during the year	-	-
Outstanding at the end of the year	3,15,000	-
Exercisable at the end of the year	-	-



**C. Fair value of options granted**

The Black-Scholes valuation model has been used for computing the weighted average fair value considering following inputs:


Particulars	As at	As at
Exercise price	300	-
Expected volatility	41.50%	-
Expected dividend yield (%)	-	-
Risk free interest rates	7.43%	-
Expected life of the option - As on Grant date : 16-Dec-2022	2 - 3.5 Years	-
Weighted average share price	293.45	-
Fair Value of the Option	Rs.82.59 - Rs.113.83	-

The expected life of the share options is based on historical data and current expectations and is not necessarily indicative of exercise patterns that may occur. The expected volatility reflects the assumption that the historical volatility over a period similar to the life of the options is indicative of future trends, which may not necessarily be the actual outcome.

**42 Additional disclosures pursuant to Division II of Schedule III of Companies Act, 2013:**

**A. Net Assets: Total Assets minus Total Liabilities**

Name of the Entity	As at March 31, 2023		As at March 31, 2022	
	As a % of Consolidated Net Assets	Amount	As a % of Consolidated Net Assets	Amount
<b>Parent Company:</b>				As a % of
Denave India Private Limited	63.11%	519.92	74.72%	391.05
<b>Subsidiary : Foreign</b>				
Denave (M) SDN BHD	21.23%	174.89	20.41%	106.81
Denave Europe Limited	7.95%	65.46	4.61%	24.14
Denave Poland Sp. Z.o.o.	-0.18%	(1.51)	-0.17%	(0.87)
Denave SG Pte Ltd, Singapore	0.01%	0.12		
<b>Significant Control : Foreign</b>				
Denave Pte Limited	13.23%	109.02	8.82%	46.15
	<b>105.36%</b>	<b>867.90</b>	<b>108.39%</b>	<b>567.28</b>
Intercompany elimination and consolidation adjustments	-5.36%	(44.16)	-8.39%	(43.91)
<b>Total</b>	<b>100.00%</b>	<b>823.77</b>	<b>100.00%</b>	<b>523.37</b>



**DENAVE INDIA PRIVATE LIMITED**  
**CIN - U85110DL1999PTC190362**  
**NOTES TO CONSOLIDATED FINANCIAL STATEMENTS FOR THE YEAR ENDED MARCH 31, 2023**  
**(All amounts are in Millions of Indian Rupees unless otherwise stated)**

B. Share in profit and loss Name of the Entity	For the year ended 31.2023		For the year ended 31.2022	
	As % of consolidated profit and loss	Amount	As % of consolidated profit and loss	Amount
<b>Parent Company:</b>				
Denave India Private Limited	41.31%	110.10	56.37%	58.64
<b>Subsidiary : Foreign</b>				
Denave (M) SDN BHD	23.54%	62.74	26.84%	27.92
Denave Europe Limited- Subsidiary	14.64%	39.02	15.30%	15.92
Denave Poland Sp. Z.o.o.	-0.20%	(0.54)	-0.97%	(1.01)
Denave SG Pte Ltd, Singapore	0.05%	0.12	0.00%	-
<b>Significant Control : Foreign</b>				
Denave Pte Limited	20.67%	55.09	2.45%	2.55
Intercompany elimination and consolidation adjustments	100.00%	266.53	100.00%	104.02
<b>Total</b>	<b>100.00%</b>	<b>266.53</b>	<b>100.00%</b>	<b>104.02</b>

**43 Internal Financial Control**

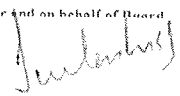
The Company has an internal control system which is adequate considering the operations of the Company wherein the Directors and Senior Management Staff's are involved in handling all the day-to-day business activities of the Company and also involved in the year-end financial reporting process including preparation and presentation of the financial statements. The Company has a separate internal audit system wherein internal audit function is carried out by an Independent firm of Chartered Accountants which commensurate with the size and nature of the business.

The operation of the internal control with reference to the financial statements are constantly monitored by the Management and these were found to be effectively operating during the year and at the year end. However, these controls are to be further streamlined considering the essential components of internal controls stated in Guidance Note on Audit of Internal Financial controls over financial reporting issued by the Institute of Chartered Accountants of India.


- 44 a) To the best of the knowledge and belief of the management, no funds have been advanced or loaned or invested (either from borrowed funds or share premium or any other sources or kind of funds) by the Company to any other person or entity, including foreign entities ("Intermediaries") with the understanding, whether recorded in writing or otherwise, that the Intermediary shall directly or indirectly lend or invest in other persons or entities identified in any manner whatsoever by or on behalf of the company ("Ultimate Beneficiaries") or provide any guarantee, security or the like on behalf of the ultimate beneficiaries.
- b) To the best of its knowledge and belief of the management, no funds have been received by the Company from any person or entity, including foreign entity ("Funding Parties"), with the understanding, whether recorded in writing or otherwise, that the Company shall directly or indirectly, lender invest in other persons or entities identified in any manner whatsoever by or on behalf of the Funding Party ("Ultimate Beneficiaries") or provide any guarantee, security or the like on behalf of the Ultimate Beneficiaries.
- 45 During the year, the company has not made investments in except in Denave SG PTE Limited, has not provided any guarantee or security or granted any loans or advances in the nature of loans, secured or unsecured, to companies, firms, Limited Liability Partnerships or any other parties
- 46 In the opinion of the Board, none of the assets have a value lower on realisation in the ordinary course of business than the amount at which they are stated in the Balance Sheet.
- 47 The disclosure on the following matters required under Schedule III of the Companies Act, 2013 as amended are not relevant or applicable in case of the Company, accordingly no separate disclosures are made in this regard:
- a The Company has not traded or invested in crypto currency or virtual currency during the financial year
- b The Company does not have any relationship with struck off companies
- 48 There are no significant restrictions on the rights of ownership, realisability of investments or the remittance of income and proceeds disposal except that these investments are governed by as per the Master Directions/ Circulars and related circulars, notifications issued by the Reserve Bank of India under the Foreign Exchange Management Act, 1999. With respect to the investment made in Denave Poland Sp. Z.o.o, Poland, the holding company has acquired the right to 100 shares of 50 PLN each in Denave Poland Sp. Z.o.o, Poland (100% shareholding) in respect of which it is yet to complete the payment to complete the acquisition process and the holding company is in the process of completing necessary documentation including necessary filings required under the applicable regulations.

Significant Accounting Policies  
 Other Notes to financial statements

1  
 2-48


For and on behalf of Board  
  
**SNEHASHISH BHATTACHARJEE**  
 Whole-time Director  
 DIN: 00188864

Place : Noida  
 Date : June 16, 2023

  
**RAMASWAMY NARAYAN**  
 Director  
 DIN: 00304905

Place: Noida  
 Date : June 16, 2023

As per our separate report of es on date attached  
 For VARMA & VARMA  
 Chartered Accountants  
 FRN 0045325

  
**MITHUN LAKSHMANA PAI**  
 Partner  
 M.No 219813

Place : Bengaluru  
 Date July 6, 2023

